

# WELCOME TO HMM

## Europe Service Presentation



# Europe Services : Asia – North Europe



## Key Highlights

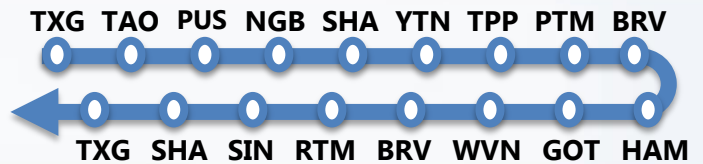
- ✓ Fastest transit times in the market
- ✓ Excellent SHA/NGB/YTN frequency
- ✓ Best-in-class ex KOR transit times
- ✓ 5 fixed day sailings per week

## Port Rotation

**EU1**

Asia-Europe Loop 1

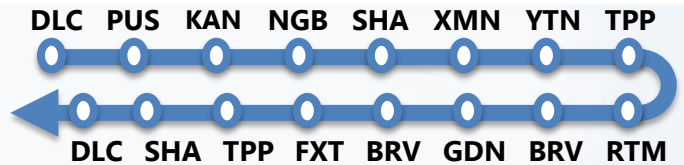
Fleet : 19,000T \* 12



**EU2**

Asia-Europe Loop 2

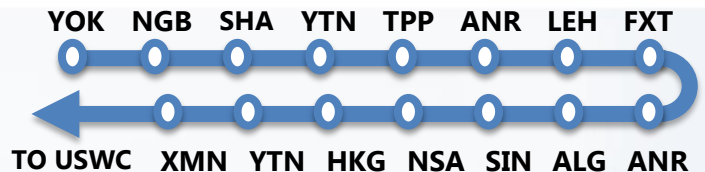
Fleet : 19,000T \* 12



**EU3**

Asia-Europe Loop 3

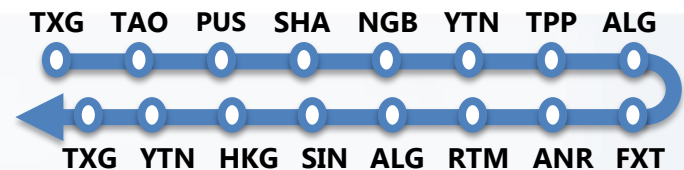
Fleet : 13,000T \* 16



**EU4**

Asia-Europe Loop 4

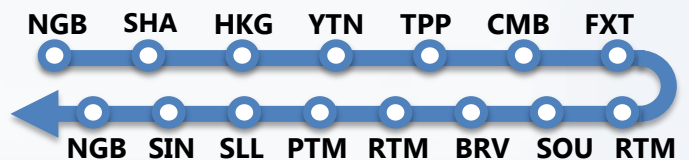
Fleet : 19,000T \* 11

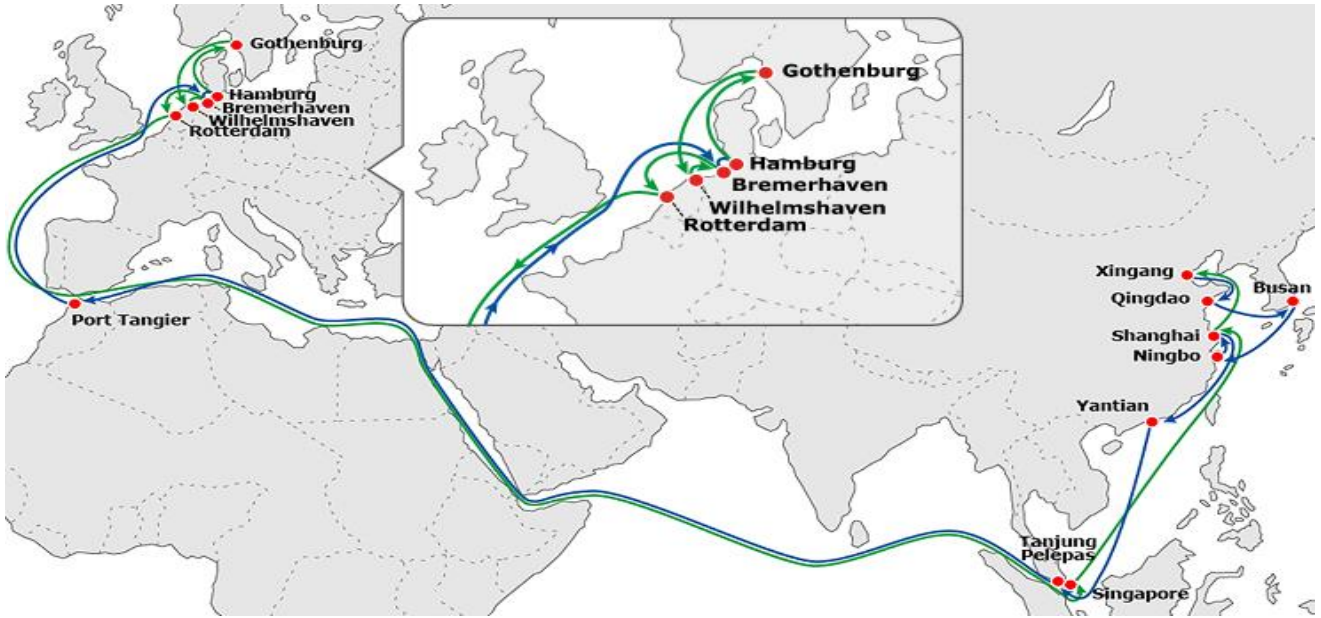


**EU5**

Asia-Europe Loop 5

Fleet : 19,000T \* 11





## Key Highlights

### West Bound

- Optimal product to German main ports
- Wide Asia coverage including N.China & Korea
- Market unique Gothenburg direct call

### East Bound

- Direct service from Gotenburg to Fat East
- Express service into N.China
- Wide German export coverage

### Transit Time (Days)

W/B	ETD	PTM	BRV	HAM	GOT	WVN	RTM
TXG	MON	32	37	39	43	47	51
TAO	THU	29	34	37	40	44	48
PUS	SAT	27	31	34	37	41	46
NGB	MON	25	29	32	35	39	43
SHA	WED	22	27	30	33	37	41
YTN	SAT	20	24	27	30	34	39
TPP	WED	15	20	23	26	30	34

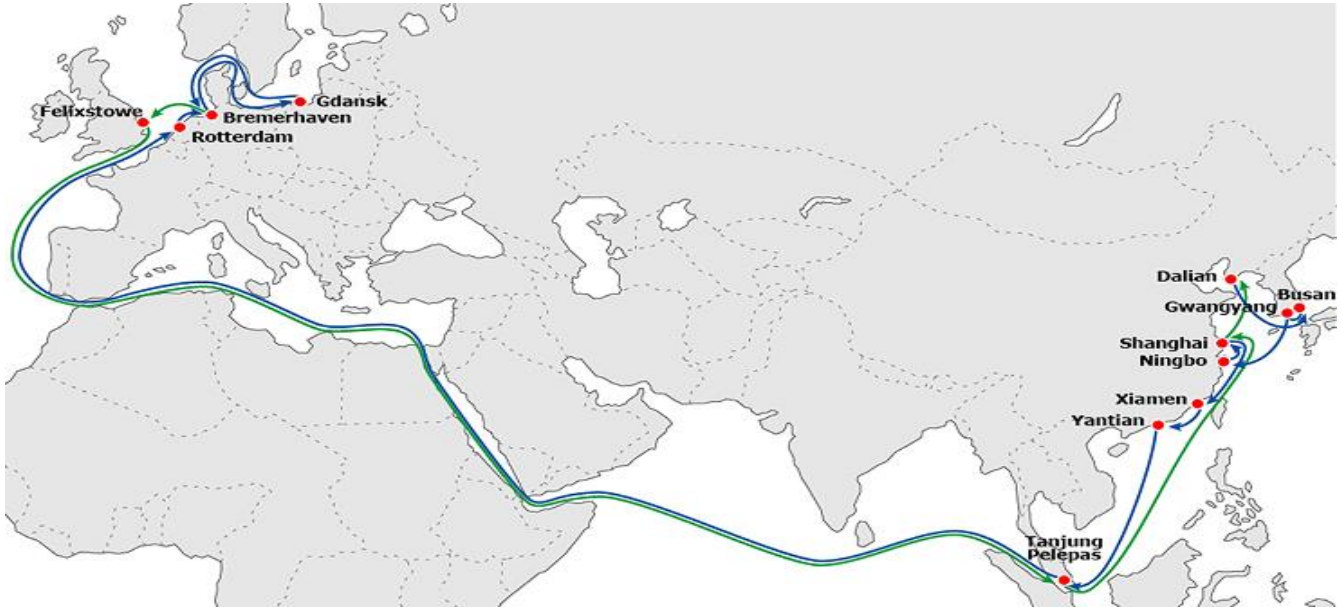
### Transit Time (Days)

E/B	ETD	SIN	SHA	TXG	TAO	PUS	NGB
HAM	SUN	31	38	41	44	47	49
GOT	WED	28	35	38	41	44	46
WVN	SAT	25	32	35	38	41	43
BRV	MON	24	30	34	36	39	41
RTM	FRI	20	26	30	32	35	37

## Port information

PORT		Terminal	Arrival	Departure
XINGANG	W/B	TIAN JIN PACIFIC INTERNATIONAL CONTAINER TERMINAL	SUN	MON
QINGDAO		QINGDAO QIANWAN CONTAINER TERMINAL	TUE	THU
BUSAN		PUSAN NEWPORT INTERNATIONAL TERMINAL	FRI	SAT
NINGBO		NINGBO YUANDONG TERMINAL	SUN	MON
SHANGHAI		YANGSHAN PHASE 1,2	TUE	WED
YANTIAN		YANTIAN INTERNATIONAL CONTAINER TERMINALS LTD	FRI	SAT
TANJUNG PELEPAS		PELABUHAN TANJUNG PELEPAS TERMINAL	TUE	WED
PORT TANGIER		APM TERMINAL	FRI	SAT
BREMERHAVEN		NTB	WED	FRI
HAMBURG	E/B	EUROGATE	SAT	SUN
GOTHENBURG		SKANDIAHAMNEN	TUE	WED
WILHELMSHAVEN		EUROGATE CONTAINER TERMINAL WILHELMSHAVEN	SAT	SAT
BREMERHAVEN		NTB	SUN	MON
ROTTERDAM		APM TERMINALS MAASVLAKTE II B.V.	WED	FRI
SINGAPORE		MPAT TERMINAL	THU	FRI
SHANGHAI		YANGSHAN PHASE 3,4	WED	FRI
XINGANG		TIAN JIN PACIFIC INTERNATIONAL CONTAINER TERMINAL	SUN	SUN

Note: All dates and times subject to change. Call your local sales office or customer service center to verify most current information.



## Key Highlights

### West Bound

- Optimal to Rotterdam from Korea and S.China
- Market unique Gwangyang direct call
- Express service into Gdansk

### East Bound

- Direct service from Gdansk to N.China and Korea
- Express service into Shanghai from Felixstowe
- Korea direct calls, Gwangyang and Busan

### Transit Time (Days)

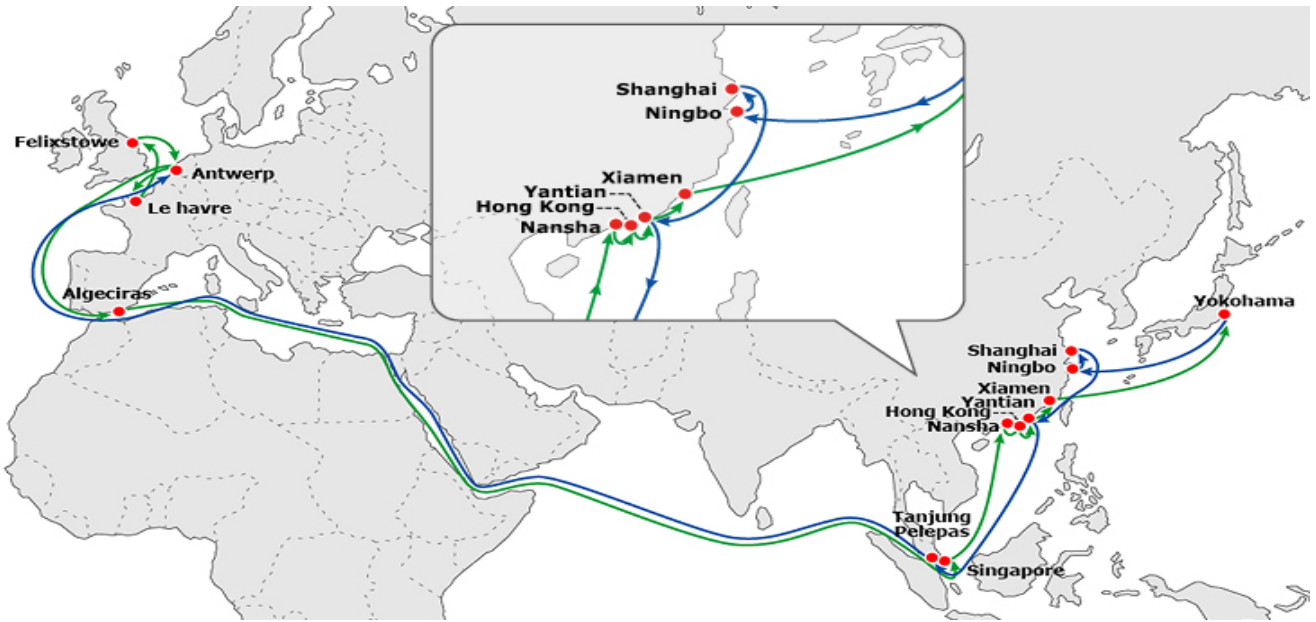
W/B	ETD	RTM	BRV	GDN	FXT
DLC	FRI	36	39	43	53
PUS	MON	33	36	40	50
KAN	WED	31	34	38	48
NGB	FRI	29	32	36	46
SHA	SUN	27	30	34	44
XMN	TUE	25	28	32	42
YTN	THU	23	26	30	40
TPP	TUE	18	21	25	35

### Transit Time (Days)

E/B	ETD	TPP	SHA	DLC	PUS	KAN	NGB	XMN	YTN
RTM	MON	36	42	45	48	50	52	56	58
GDN	TUE	28	34	37	40	42	44	48	50
BRV	TUE	21	27	30	33	35	37	41	43
FXT	THU	19	25	28	31	33	35	39	41

## Port information

PORT		Terminal	Arrival	Departure
DALIAN	<b>W/B</b>	DALIAN PORT CONTAINER TERMINAL CO., LTD	FRI	FRI
BUSAN		BUSAN NEW PORT TERMINAL	SUN	MON
KWANGYANG		KOREA EXPRESS CO LTD	TUE	WED
NINGBO		NINGBO YUANDONG TERMINAL	THU	FRI
SHANGHAI		YANGSHAN PHASE 1,2	SAT	SUN
XIAMEN		XIAMEN SONGYU CONTAINER TERMINAL	MON	TUE
YANTIAN		YANTIAN INTERNATIONAL CONTAINER TERMINALS LTD	WED	THU
TANJUNG PELEPAS		PELABUHAN TANJUNG PELEPAS TERMINAL	MON	TUE
ROTTERDAM		APM TERMINALS MAASVLAKTE II B.V.	SAT	MON
BREMERHAVEN		MSC GATE	TUE	WED
GDANSK		DEEPWATER CONTAINER TERMINAL	SAT	TUE
BREMERHAVEN	<b>E/B</b>	MSC GATE	SAT	TUE
FELIXSTOWE		FELIXSTOWE BERTHS 8+9	TUE	THU
TANJUNG PELEPAS		PELABUHAN TANJUNG PELEPAS TERMINAL	TUE	WED
SHANGHAI		YANGSHAN PHASE 1,2	TUE	WED
DALIAN		DALIAN PORT CONTAINER TERMINAL CO., LTD	THU	FRI



## Key Highlights

### West Bound

- Optimal to Antwerp and Le Havre
- Market unique Yokohama direct call

### East Bound

- Direct service from Le Havre & Antwerp to Asia
- Wide coverage of S.China
- Reliable connections provided via Algeciras

### Transit Time (Days)

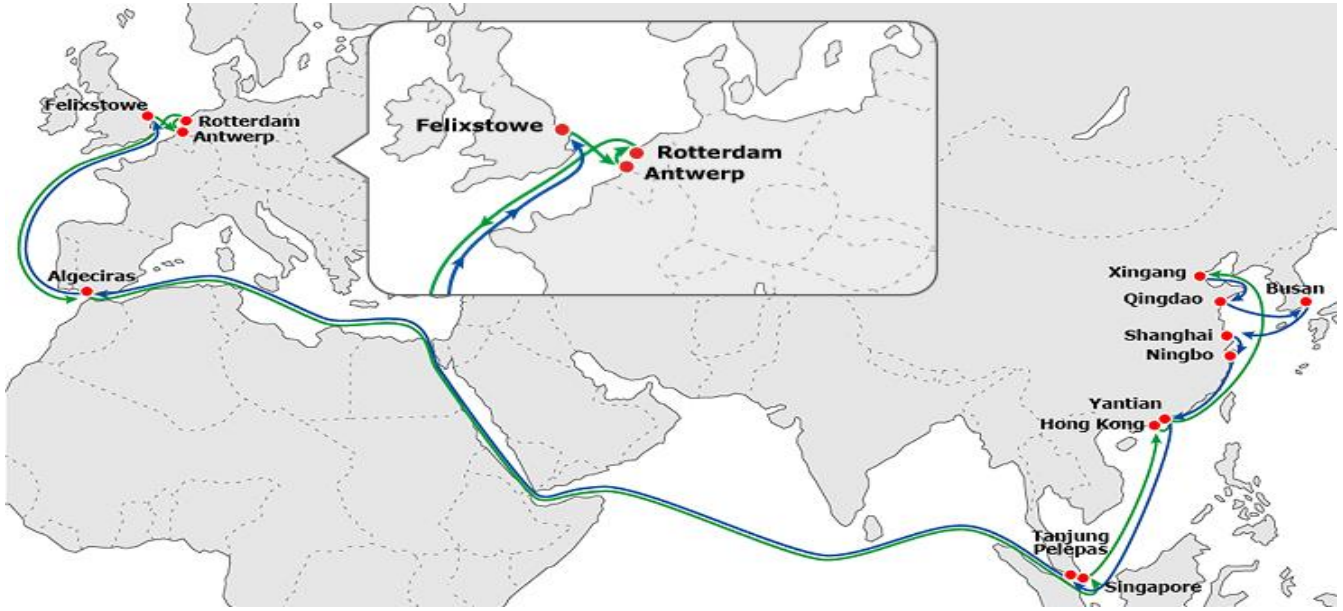
W/B	ETD	ANR	LEH	FXT	PTM
YOK	SUN	33	36	39	44
NGB	THU	29	32	35	40
SHA	SAT	27	30	33	38
YTN	TUE	24	27	30	35
TPP	SAT	20	23	26	30

### Transit Time (Days)

E/B	ETD	SIN	NSA	HKG	YTN	XMN
LEH	WED	31	36	38	39	41
FXT	SAT	28	33	35	36	38
ANR	TBN					
ALG	TBN					

## Port information

PORT		Terminal	Arrival	Departure
YOKOHAMA	<b>W/B</b>	MAERSK YOKOHAMA TERMINAL	SAT	SUN
NINGBO		GANGJI TERMINAL (PHASE IV)	WED	THU
SHANGHAI		YANGSHAN PHASE 1,2	FRI	SAT
YANTIAN		YANTIAN INTERNATIONAL CONTAINER TERMINALS LTD	MON	TUE
TANJUNG PELEPAS		PELABUHAN TANJUNG PELEPAS TERMINAL	FRI	SAT
ANTWERP	<b>E/B</b>	PSA MPET QUAY 1742	FRI	SUN
LE HAVRE		TN MSC 2000	MON	WED
FELIXSTOWE		TRINITY CONTAINER TERMINAL	THU	SAT
ANTWERP		PSA MPET QUAY 1742	TBN	TBN
ALGECIRAS		APM TERMINALS ALGECIRAS	TBN	TBN
SINGAPORE		MPAT TERMINAL	SAT	MON
NANSHA		GUANGZHOU SOUTH CHINA OCEANGATE CONTAINER TERMINAL	THU	FRI
HONG KONG		MODERN TERMINALS LIMITED	SAT	SUN
YANTIAN		YANTIAN INTERNATIONAL CONTAINER TERMINALS LTD	SUN	MON
XIAMEN		XIAMEN SONGYU CONTAINER TERMINAL	TUE	WED



## Key Highlights

### West Bound

- N.Spain & Portugal connections via Algeciras
- Express service into Antwerp from N.China and Korea

### East Bound

- Optimal for Benelux export
- Express service from Rotterdam to HongKong
- Wide Asia port coverage including N.China & Korea

Transit Time (Days)

W/B	ETD	ALG	FXT	ANR	RTM
TXG	SAT	31	35	38	42
TAO	MON	29	33	36	40
PUS	THU	26	30	33	37
SHA	SAT	24	28	31	35
NGB	SUN	23	27	30	34
YTN	WED	20	24	27	31
TPP	SUN	16	20	23	27

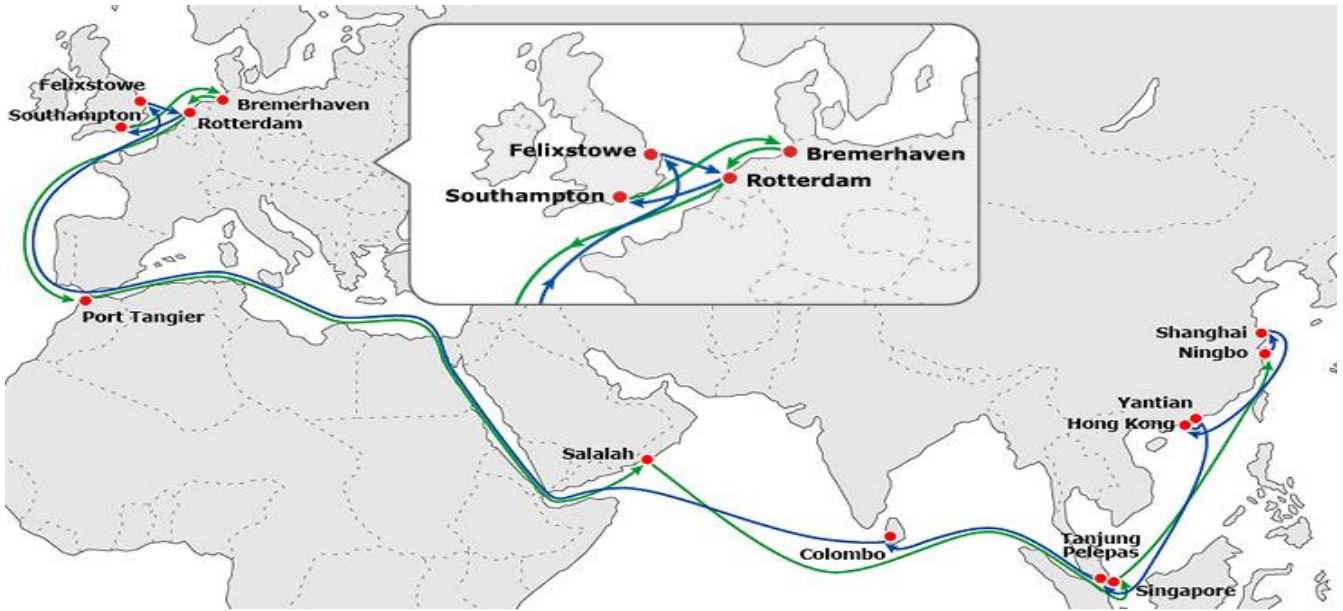
Transit Time (Days)

E/B	ETD	SIN	HKG	YTN	TXG	TAO	PUS	SHA
FXT	TUE	27	32	33	37	40	43	45
ANR	FRI	24	29	30	34	37	40	42
RTM	SUN	22	27	28	32	35	38	40
ALG	FRI	17	22	23	27	30	33	35

## Port information

PORT		Terminal	Arrival	Departure	
XINGANG	<b>W/B</b>	TIAN JIN PACIFIC INTERNATIONAL CONTAINER TERMINAL	THU	SAT	
QINGDAO		QINGDAO QIANWAN CONTAINER TERMINAL	SUN	MON	
BUSAN		BUSAN NEW PORT TERMINAL	WED	THU	
SHANGHAI		YANGSHAN PHASE 1,2	FRI	SAT	
NINGBO		GANGJI TERMINAL (PHASE IV)	SAT	SUN	
YANTIAN		YANTIAN INTERNATIONAL CONTAINER TERMINALS LTD	TUE	WED	
TANJUNG PELEPAS		PELABUHAN TANJUNG PELEPAS TERMINAL	SAT	SUN	
ALGECIRAS		APM TERMINALS ALGECIRAS	TUE	WED	
FELIXSTOWE		<b>E/B</b>	FELIXSTOWE BERTHS 8+9	SAT	TUE
ANTWERP			PSA Q1742	WED	FRI
ROTTERDAM	APM TERMINALS MAASVLAKTE II B.V.		SAT	SUN	
ALGECIRAS	APM TERMINALS ALGECIRAS		THU	FRI	
SINGAPORE	MPAT TERMINAL		MON	TUE	
HONG KONG	MODERN TERMINALS LIMITED		SAT	SUN	
YANTIAN	YANTIAN INTERNATIONAL CONTAINER TERMINALS LTD		SUN	MON	
XINGANG	TIAN JIN PACIFIC INTERNATIONAL CONTAINER TERMINAL		THU	THU	

Note: All dates and times subject to change. Call your local sales office or customer service center to verify most current information.



## Key Highlights

### West Bound

- Express UK service, calling 2 main ports
- Optimal ex HongKong & Yantian to Felixstowe
- Reliable Europe Hinterland connections via Rotterdam
- Fast IPBC export service via Colombo

### East Bound

- Express service from Germany & Rotterdam to Asia
- Reliable connections provided via Tangier
- Optimal for M.East import via Salalah

### Transit Time (Days)

W/B	ETD	FXT	RTM	SOU	BRV
NGB	MON	31	34	36	39
SHA	WED	29	32	34	37
HKG	SUN	25	28	30	33
YTN	MON	24	27	29	32
TPP	SAT	19	22	24	27
CMB	WED	15	18	20	23

### Transit Time (Days)

E/B	ETD	SLL	SIN	NGB	SHA	HKG	YTN
FXT	SAT	25	35	43	45	49	50
SOU	WED	21	31	39	41	45	46
BRV	SUN	17	27	35	37	41	42
RTM	TUE	15	25	33	35	39	40
PTM	SUN	10	20	28	30	34	35

## Port information

PORT		Terminal	Arrival	Departure
NINGBO	<b>W/B</b>	GANGJI TERMINAL (PHASE IV)	SUN	MON
SHANGHAI		YANGSHAN PHASE 1,2	TUE	WED
HONG KONG		MODERN TERMINALS LIMITED	SAT	SUN
YANTIAN		YANTIAN INTERNATIONAL CONTAINER TERMINALS LTD	SUN	MON
TANJUNG PELEPAS		PELABUHAN TANJUNG PELEPAS TERMINAL	THU	SAT
COLOMBO		COLOMBO INTERNATIONAL CONTAINER TERMINALS	TUE	WED
FELIXSTOWE		FELIXSTOWE BERTHS 8+9	THU	SAT
ROTTERDAM		AP MOLLER TERMINAL	SUN	MON
SOUTHAMPTON	<b>E/B</b>	DP WORLD	TUE	WED
BREMERHAVEN		NTB	FRI	SUN
ROTTERDAM		APM TERMINALS BV	MON	TUE
PORT TANGIERS		APM TERMINAL	SAT	SUN
SALALAH		PORT OF SALALAH	WED	THU
SINGAPORE		PSA TERMINAL	SUN	MON
NINGBO		GANGJI TERMINAL (PHASE IV)	SUN	SUN

# Europe Services : Asia – Mediterranean



## Key Highlights

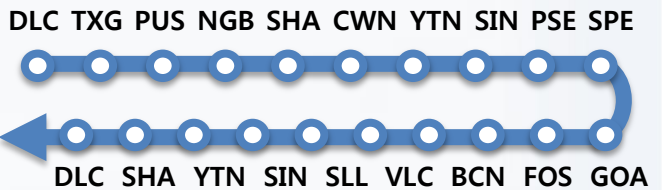
- ✓ Express services from/to Italy and Spain
- ✓ Excellent China port coverage
- ✓ 2 fixed day sailings per week

## Port Rotation

### AM1

#### Asia-MED Express 1


Fleet : 14,000T \* 11



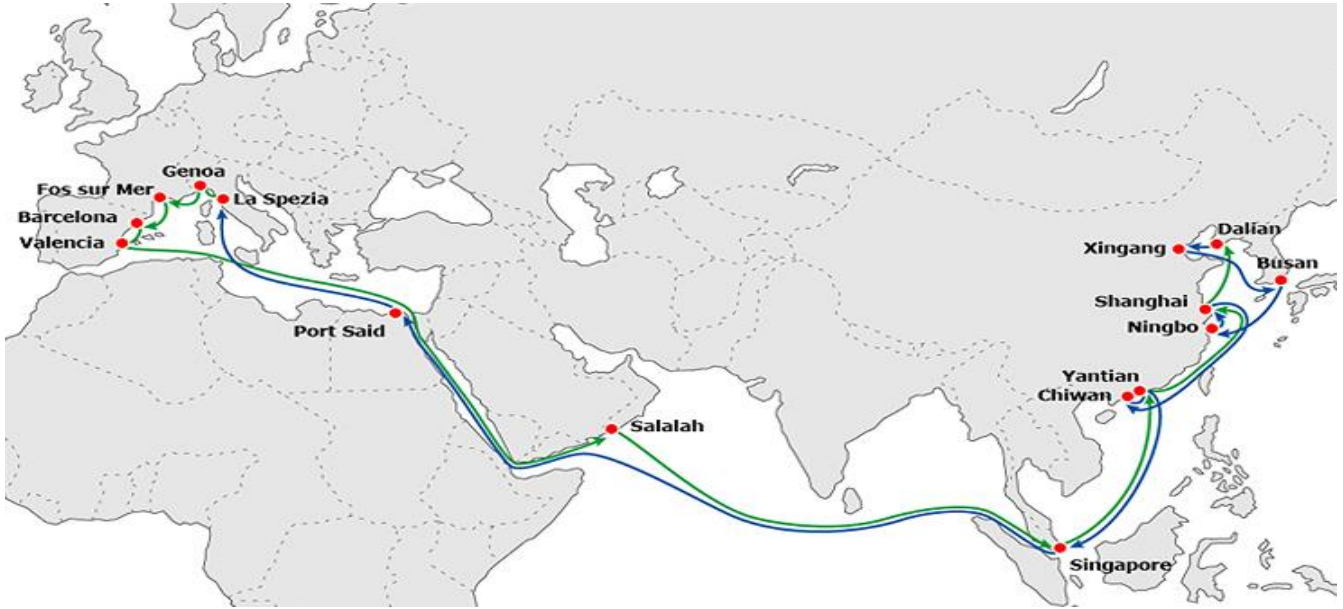
### AM2

#### Asia-MED Express 2

Fleet : 14,000T \* 11







## Key Highlights

### West Bound

- Optimal product to Italy main ports
- Market best service from Busan to Fos
- E.MED connections via Port Said & Beirut

### East Bound

- Optimal product from Spain to Asia
- Wide coverage of China main ports
- Reliable connections to M.East via Salalah

### Transit Time (Days)

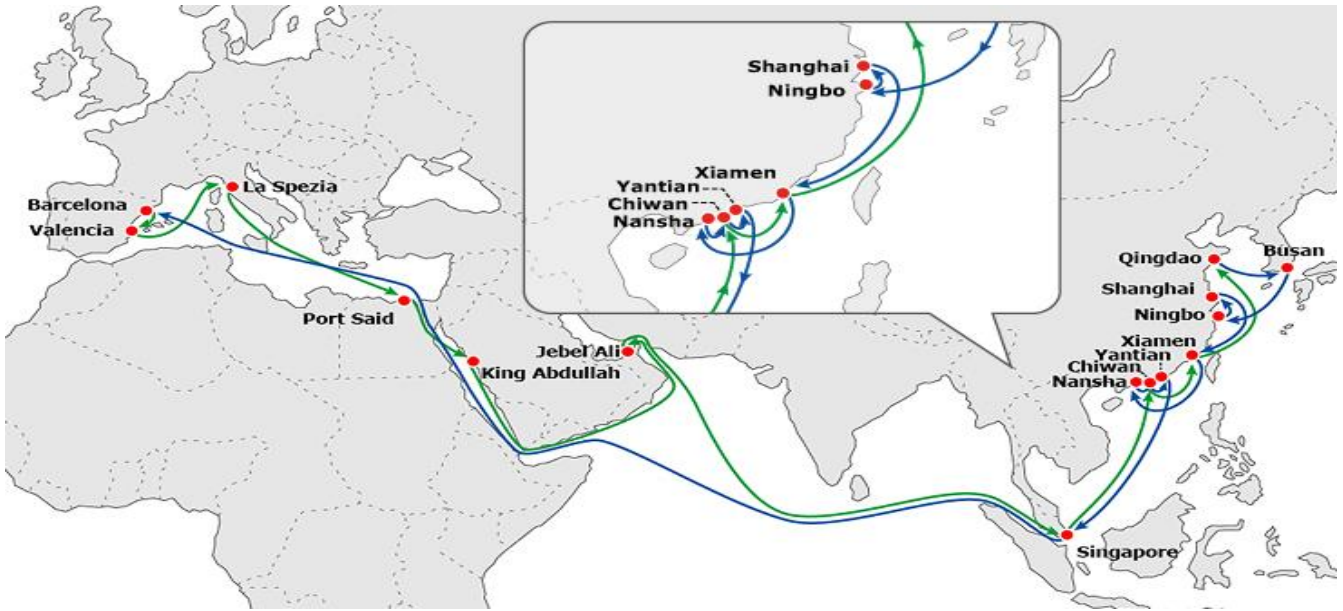
W/B	ETD	PSE	SPE	GOA	FOS	BCN	VLC
DLC	MON	29	37	38	40	42	43
TXG	THU	26	34	35	37	39	40
PUS	SUN	23	31	32	34	36	37
NGB	TUE	21	29	30	32	34	35
SHA	THU	19	27	28	30	32	33
CWN	SAT	17	25	26	28	30	31
YTN	SUN	16	24	25	27	29	30
SIN	THU	12	20	21	23	25	26

### Transit Time (Days)

E/B	ETD	SLL	SIN	YTN	SHA	DLC	TXG	PUS	NGB
SPE	THU	17	27	32	36	39	40	44	47
GOA	SAT	15	25	30	34	37	38	42	45
FOS	MON	13	23	28	32	35	36	40	43
BCN	TUE	12	22	27	31	34	35	39	42
VLC	WED	11	21	26	30	33	34	38	41

## Port information

PORT		Terminal	Arrival	Departure
DALIAN	W/B	DALIAN PORT CONTAINER TERMINAL CO., LTD	MON	MON
XINGANG		TIAN JIN PACIFIC INTERNATIONAL CONTAINER TERMINAL	TUE	THU
BUSAN		BUSAN NEW PORT TERMINAL	SAT	SUN
NINGBO		GANGJI TERMINAL (PHASE IV)	TUE	TUE
SHANGHAI		YANGSHAN PHASE 1,2	WED	THU
CHIWAN		CHIWAN CONTAINER TERMINAL CO LTD	SAT	SAT
YANTIAN		YANTIAN INTERNATIONAL CONTAINER TERMINALS LTD	SUN	SUN
SINGAPORE		MPAT TERMINAL	WED	THU
PORT SAID		SUEZ CANAL CONTAINER TERMINAL	TUE	WED
LA SPEZIA		E/B	LSCT - LA SPEZIA CONTAINER TERMINAL	WED
GENOA	VOLTRI CONTAINER TERMINAL		THU	SAT
FOS SUR MER	TERMINAL SEAYARD		SAT	MON
BARCELONA	TERMINAL BEST		MON	TUE
VALENCIA	NOATUM CONTAINER TERMINAL VALENCIA		TUE	WED
SALALAH	PORT OF SALALAH		SUN	MON
SINGAPORE	MPAT TERMINAL		WED	THU
YANTIAN	YANTIAN INTERNATIONAL CONTAINER TERMINALS LTD		MON	TUE
SHANGHAI	SHANGHAI SHENGDONG INTERNATIONAL CONTAINER TERMINA		FRI	SAT
DALIAN	DALIAN PORT CONTAINER TERMINAL CO., LTD		MON	MON



## Key Highlights

### West Bound

- Optimal product to Spain main ports
- Express service from Busan to Barcelona
- Wide S.China port coverage

### East Bound

- Optimal product from Italy to M.East & F.E.Asia
- Express service to Xiamen and Chiwan
- Reliable connections provided via Port Said

### Transit Time (Days)

W/B	ETD	BCN	VLC	SPE	PSE
TAO	SUN	34	36	39	45
PUS	WED	31	33	36	42
NGB	FRI	29	31	34	40
SHA	SAT	28	30	33	39
XMN	TUE	25	27	30	36
NSA	WED	24	26	29	35
CWN	THU	23	25	28	34
YTN	FRI	22	24	27	33
SIN	WED	17	19	22	28

### Transit Time (Days)

E/B	ETD	KAC	DXB	SIN	CWN	XMN	TAO	PUS	NGB
BCN	SUN	13	21	31	36	38	41	44	46
VLC	WED	10	18	28	33	35	38	41	43
SPE	FRI	8	16	26	31	33	36	39	41
PSE	THU	2	10	20	25	27	30	33	35

## Port information

PORT		Terminal	Arrival	Departure
QINGDAO	W/B	QINGDAO QIANWAN CONTAINER TERMINAL	SAT	SUN
BUSAN		BUSAN NEW PORT TERMINAL	TUE	WED
NINGBO		GANGJI TERMINAL (PHASE IV)	THU	FRI
SHANGHAI		YANGSHAN PHASE 1,2	SAT	SAT
XIAMEN		XIAMEN INTERNATIONAL CONTAINERS TERMINALS	MON	TUE
NANSHA		GUANGZHOU SOUTH CHINA OCEANGATE CONTAINER TERMINAL	WED	WED
CHIWAN		CHIWAN CONTAINER TERMINAL CO LTD	THU	THU
YANTIAN		YANTIAN INTERNATIONAL CONTAINER TERMINALS LTD	FRI	FRI
SINGAPORE		MPAT TERMINAL	TUE	WED
BARCELONA	E/B	TERMINAL BEST	SAT	SUN
VALENCIA		M.S.C. TERMINAL VALENCIA	MON	WED
LA SPEZIA		LSCT - LA SPEZIA CONTAINER TERMINAL	THU	FRI
PORT SAID		SUEZ CANAL CONTAINER TERMINAL	WED	THU
KING ABDULLAH		NATIONAL CONTAINER TERMINAL (NCT)	SAT	SUN
JEBEL ALI		JEBEL ALI CONTAINER TERMINAL - AEJAC	SUN	MON
SINGAPORE		MPAT TERMINAL	WED	THU
CHIWAN		CHIWAN CONTAINER TERMINAL CO LTD	MON	TUE
XIAMEN		XIAMEN SONGYU CONTAINER TERMINAL	WED	THU
QINGDAO		QINGDAO QIANWAN CONTAINER TERMINAL	SAT	SAT

Note: All dates and times subject to change. Call your local sales office or customer service center to verify most current information.

## Key Highlights

- ✓ Express services from/to US East ports
- ✓ 2 fixed day sailings per week

## Port Rotation

### TA2

Trans-Atlantic Loop

Fleet : 6,500T \* 5

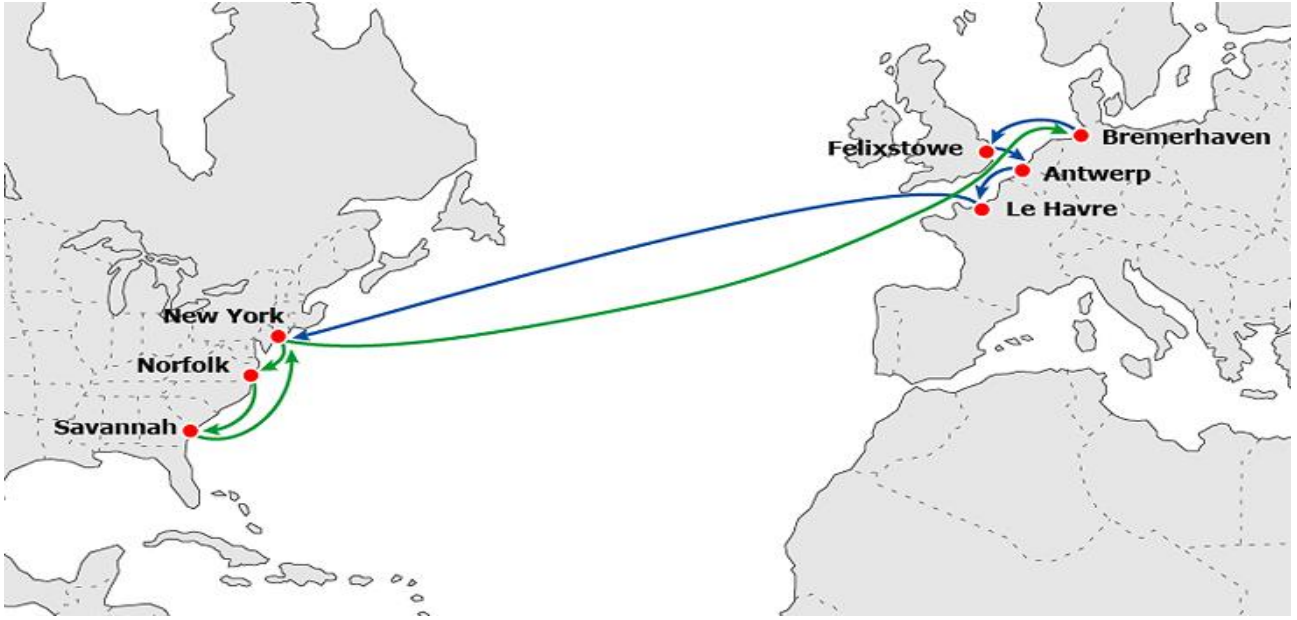


### TA3

Trans-Atlantic Loop

Fleet : 7,500T \* 7





**Key Highlights**

**West Bound**

- Optimal product from Bremerhaven to New York
- Market best service from N.Europe to N.E.US ports

**East Bound**

- Express service from Norfolk

Transit Time (Days)

W/B	ETD	NYC	ORF	SAV
BRV	TUE	14	17	20
FXT	THU	12	15	18
ANR	SAT	10	13	16
LEH	MON	8	11	14

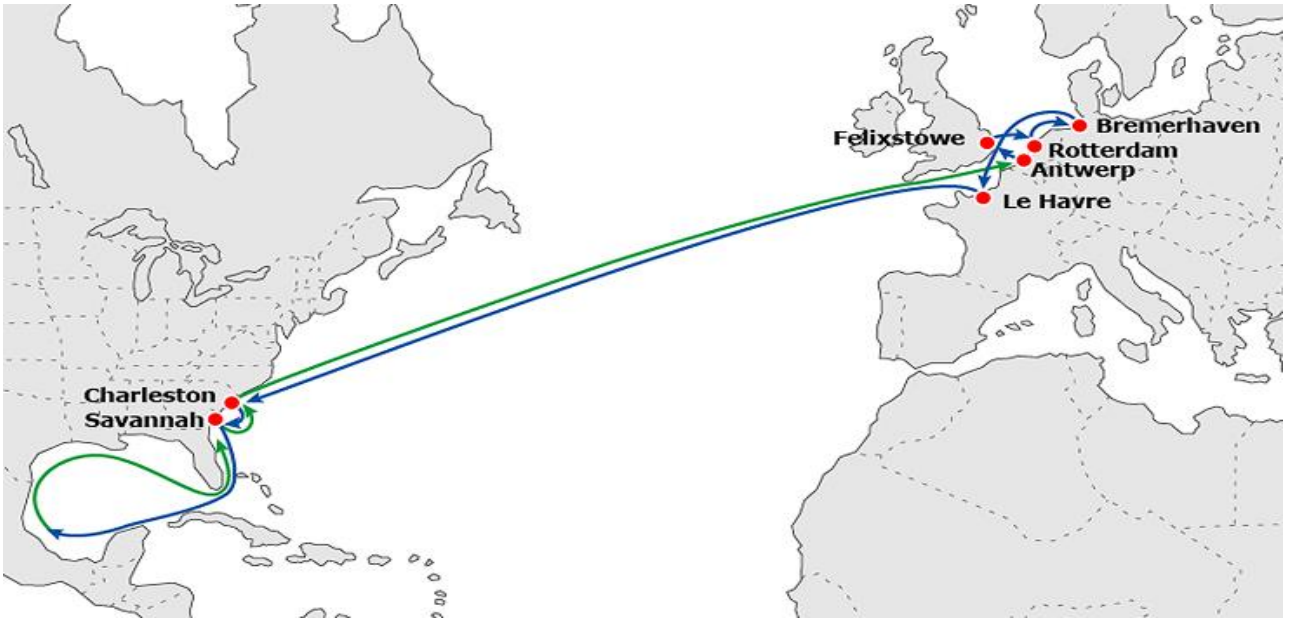
Transit Time (Days)

E/B	ETD	BRV	FXT	ANR	LEH
ORF	SAT	16	18	20	22
SAV	TUE	13	15	17	19
NYC	FRI	10	12	14	16

**Port information**

PORT		Terminal	Arrival	Departure
BREMERHAVEN	<b>W/B</b>	MSC GATE	MON	TUE
FELIXSTOWE		TRINITY CONTAINER TERMINAL	WED	THU
ANTWERP		PSA Q1742	FRI	SAT
LE HAVRE		TN MSC 2000	SUN	MON
NEW YORK		PORT NEWARK CONTAINER TERMINAL	TUE	WED
NORFOLK	<b>E/B</b>	PORTSMOUTH MARINE TERMINAL	FRI	SAT
SAVANNAH		GARDEN CITY TERMINAL	MON	TUE
NEW YORK		PORT NEWARK CONTAINER TERMINAL	THU	FRI
BREMERHAVEN		MSC GATE	MON	MON

Note: All dates and times subject to change. Call your local sales office or customer service center to verify most current information.



**Key Highlights**

**West Bound**

- Direct South Atlantic service from main Europe ports
- Express service from Le Havre to Charleston

**East Bound**

- Additional East bound call from Savannah
- Market leading service ex USA East Coast

Transit Time (Days)

W/B	ETD	CST	SAV
ANR	MON	16	18
FXT	WED	14	16
RTM	THU	13	15
BRV	SUN	10	12
LEH	TUE	8	10

Transit Time (Days)

E/B	ETD	ANR	FXT	RTM	BRV	LEH
SAV	MON	13	15	16	18	21
CST	WED	11	13	14	16	19

**Port information**

PORT		Terminal	Arrival	Departure
ANTWERP	<b>W/B</b>	PSA Q1742	SUN	MON
FELIXSTOWE		TRINITY CONTAINER TERMINAL	TUE	WED
ROTTERDAM		AP MOLLER TERMINAL	WED	THU
BREMERHAVEN		MSC GATE	FRI	SUN
LE HAVRE		TN MSC 2000	MON	TUE
CHARLESTON	<b>E/B</b>	WANDO WELCH TERMINAL	WED	THU
SAVANNAH		GARDEN CITY TERMINAL	FRI	FRI
SAVANNAH		GARDEN CITY TERMINAL	MON	MON
CHARLESTON		WANDO WELCH TERMINAL	TUE	WED
ANTWERP		PSA Q1742	SUN	SUN

**\*HMM has no access to some Gulf ports(Freeport~Mobile).**

Note: All dates and times subject to change. Call your local sales office or customer service center to verify most current information.

# Transit Time in NCP W/B



FM/TO	SVC	HAM	GOT	WVN	BRV	ANR	RTM	GDN	FXT	LEH	PTM	ALG	SOU
TXG	EU1	39	43	47	37		51				32		
	EU4					38	42		35			31	
TAO	EU1	36	40	44	34		48				29		
	EU4					36	40		33			29	
PUS	EU1	34	38	42	32		46				27		
	EU2				36		33	40	50				
	EU4					33	37		30			26	
NGB	EU1	32	36	40	30		44				25		
	EU2				32		29	36	46				
	EU3					29			35	32			
	EU4					30	34		27			23	
	EU5				39		34		31				36
SHA	EU1	30	34	38	28		42				22		
	EU2				30		27	34	44				
	EU3					27			33	30	38		
	EU4					31	35		28			24	
	EU5				37		32		29				34
YTN	EU1	27	31	35	25		39				20		
	EU2				26		23	30	40				
	EU3					24			30	27			
	EU4					27	31		24			20	
	EU5				32		27		24				29
TPP	EU1	23	27	31	21		35				16		
	EU2				21		18	25	35				
	EU3					20			25	23			
	EU4					23	27		20			16	
	EU5				27		22		19				24
PTM	EU1	6	10	14	15		18						
DLC	EU2				39		36	43	53				
KAN	EU2				34		31	38	48				
XMN	EU2				28		25	32	42				
YOK	EU3					33			39	36			
HKG	EU5				33		28		25				30
CMB	EU5				23		18		15				20

Note: All dates and times subject to change. Call your local sales office or customer service center to verify most current information.

# Transit Time in NCP E/B



FM/TO	SVC	SIN	SHA	TXG	TAO	PUS	NGB	DLC	KAN	XMN	YTN	TPP	NSA	HKG	SLL
HAM	EU1	32	38	42	44	47	49								
GOT	EU1	29	35	39	41	44	46								
WVN	EU1	26	32	36	38	41	43								
BRV	EU1	24	30	34	36	39	41								
	EU2		27			33	37	30	35	41	43	21			
	EU5	27	37				35					42		41	17
ANR	EU3	34								44	42		39	41	
	EU4	24	42	34	37	40	43				30			29	
RTM	EU1	20	26	30	32	35	37								
	EU2		42			48	52	45	50	56	58	36			
	EU4	22	40	32	35	38	41				28			27	
	EU5	25	35				33				40			39	15
FXT	EU2		25			31	35	28	33	39	41	19			
	EU3	28								38	36		33	35	
	EU4	27	45	37	40	43	46				33			32	
	EU5	35	45				43				50			49	25
	EU2		34			40	44	37	42	48	50	28			
LEH	EU3	31								41	39		36	38	
PTM	EU5	20	30				28				35			34	10
ALG	EU3	TBN								TBN	TBN		TBN	TBN	
	EU4	17	35	27	30	33	36				23			22	
SOU	EU5	31	41				39				46			45	21



Note: All dates and times subject to change. Call your local sales office or customer service center to verify most current information.

# Transit Time in MED W/B + E/B



## West Bound

FM/TO	SVC	PSE	SPE	GOA	FOS	BCN	VLC
DLC	AM1	29	37	38	40	42	43
TXG	AM1	26	34	35	37	39	40
PUS	AM1	23	31	32	34	36	37
	AM2	42	36			31	33
NGB	AM1	21	29	30	32	34	35
	AM2	40	34			29	31
SHA	AM1	19	27	28	30	32	33
	AM2	39	33			28	30
CWN	AM1	17	25	26	28	30	31
	AM2	34	28			23	25
YTN	AM1	16	24	25	27	29	30
	AM2	33	27			22	24
SIN	AM1	12	20	21	23	25	26
	AM2	28	22			17	19
TAO	AM2	45	39			34	36
XMN	AM2	36	30			25	27
NSA	AM2	35	29			24	26

## East Bound

FM/TO	SVC	KAC	SLL	DXB	SIN	YTN	SHA	DLC	TXG	PUS	NGB	WN	XMN	TAO
SPE	AM1		17		27	32	36	39	40	44	47			
	AM2	8		16	26					39	41	31	33	36
GOA	AM1		15		25	30	34	37	38	42	45			
FOS	AM1		13		23	28	32	35	36	40	43			
BCN	AM1		12		22	27	31	34	35	39	42			
	AM2	13		21	31					44	46	36	38	41
VLC	AM1		11		21	26	30	33	34	38	41			
	AM2	10		18	28					41	43	33	35	38
PSE	AM2	2		10	20					33	35	25	27	30

Note: All dates and times subject to change. Call your local sales office or customer service center to verify most current information.





**THANK  
YOU  
FOR YOUR  
INTEREST  
IN  
HYUNDAI MERCHANT  
MARINE**