

WELCOME TO HMM

Europe Service Presentation



Europe Services : Asia – North Europe

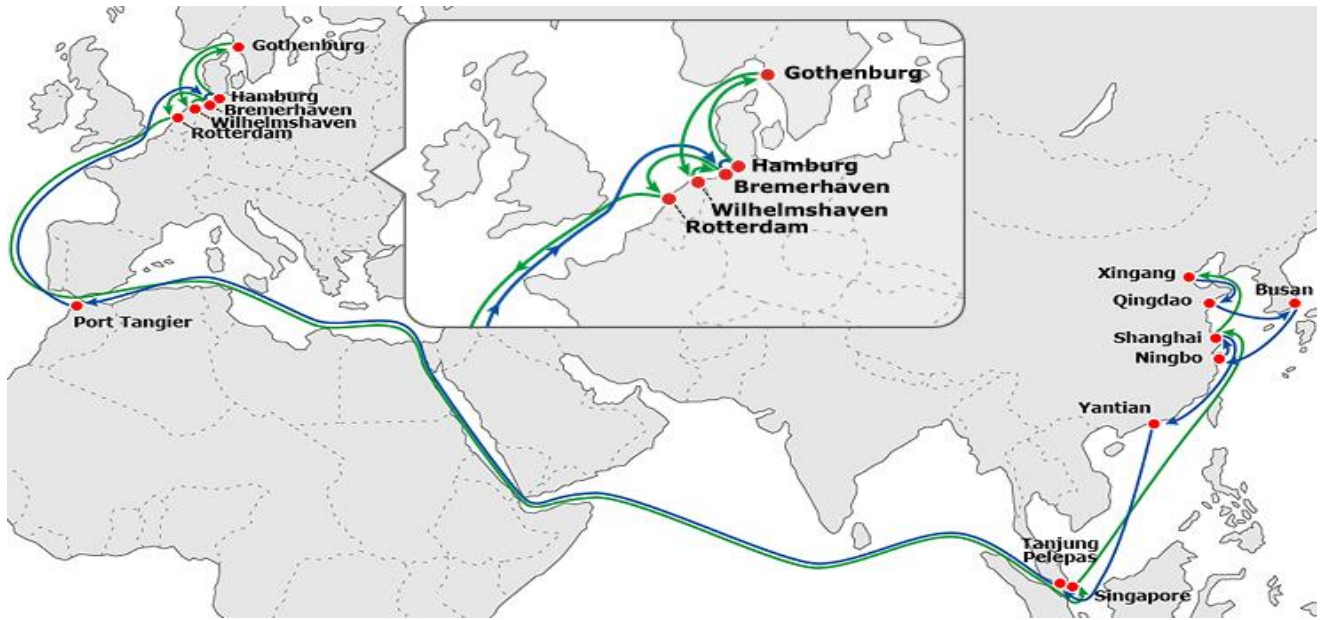
Key Highlights

- ✓ Fastest transit times in the market
- ✓ Excellent SHA/NGB/YTN frequency
- ✓ Best-in-class ex KOR transit times
- ✓ 5 fixed day sailings per week

Port Rotation



Note: All dates and times subject to change. Call your local sales office or customer service center to verify most current information.



Key Highlights

West Bound

- Optimal service to Germany's main ports
- Wide port coverage of Asia including N.China & Korea
- Unique direct call at Gothenburg

East Bound

- Direct service from Gothenburg to Far East
- Express service into N.China
- Wide port coverage for German exports

Transit Time (Days)

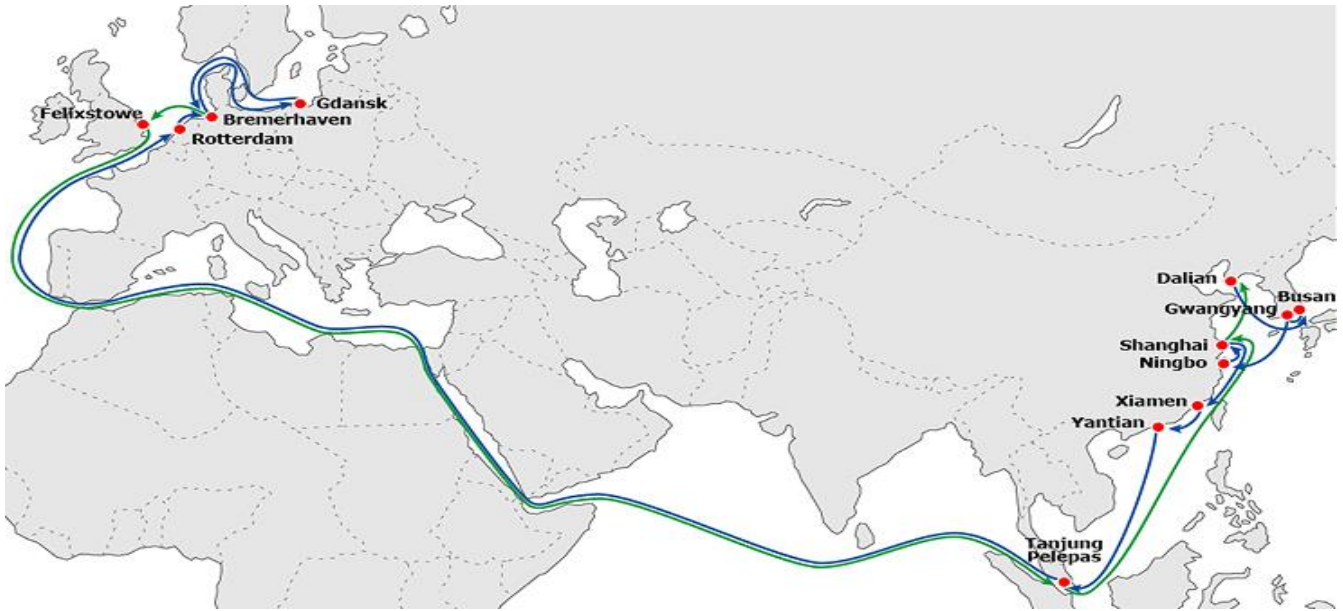
W/B	ETD	PTM	BRV	HAM	GOT	WVN	RTM
TXG	MON	32	37	39	43	47	49
TAO	THU	29	34	36	40	44	46
PUS	SAT	27	32	34	38	42	44
NGB	MON	25	30	32	36	40	42
SHA	WED	23	28	30	34	38	40
YTN	SAT	20	25	27	31	35	37
TPP	WED	16	21	23	27	31	33

Transit Time (Days)

E/B	ETD	SIN	SHA	TXG	TAO	PUS	NGB
HAM	SUN	32	38	42	44	47	49
GOT	WED	29	35	39	41	44	46
WVN	SAT	26	32	36	38	41	43
BRV	MON	24	30	34	36	39	41
RTM	WED	22	28	32	34	37	39

Port Information

PORT		Terminal	Arrival	Departure
XINGANG	W/B	TIANJIN PORT PACIFIC INTERNATIONAL CONTAINER	SUN	MON
QINGDAO		QINGDAO QIANWAN CONTAINER TERMINAL	TUE	THU
BUSAN		PUSAN NEW PORT INTERNATIONAL TERMINAL	FRI	SAT
NINGBO		NINGBO GANGJI TERMINAL (PHASE 4)	SUN	MON
SHANGHAI		YANGSHAN PHASE 1,2	TUE	WED
YANTIAN		YANTIAN INTERNATIONAL CONTAINER TERMINALS LTD	FRI	SAT
TANJUNG PELEPAS		PELABUHAN TANJUNG PELEPAS TERMINAL	TUE	WED
PORT TANGIER		PORT TANGIER MEDITERRANEE	FRI	SAT
BREMERHAVEN		NTB - NORTH SEA TERMINAL BREMERHAVEN	WED	FRI
HAMBURG	E/B	EUROGATE TERMINAL, HAMBURG	FRI	SUN
GOTHENBURG		GOTEBORGS HAMN AB	TUE	WED
WILHELMSHAVEN		EUROGATE CONTAINER TERMINAL GMBH	SAT	SAT
BREMERHAVEN		MSC GATE BREMERHAVEN GMBH & Co.Kg	SUN	MON
ROTTERDAM		APM TERMINALS MAASVLAKTE II	MON	WED
SINGAPORE		PSA (PORT OF SINGAPORE AUTHORITY)	THU	SAT
SHANGHAI		YANGSHAN PHASE 1,2	WED	FRI
XINGANG		TIANJIN PORT PACIFIC INTERNATIONAL CONTAINER	SUN	MON



Key Highlights

West Bound

- Optimal service to Rotterdam from Korea and S.China
- Unique direct call at Gwangyang
- Express service into Gdansk

East Bound

- Direct service from Gdansk to N.China and Korea
- Express service into Shanghai from Felixstowe
- Korean direct calls at Gwangyang and Busan

Transit Time (Days)

W/B	ETD	RTM	BRV	GDN	FXT
DLC	FRI	36	39	42	54
PUS	MON	33	36	39	51
KAN	WED	31	34	37	49
NGB	FRI	29	32	35	47
SHA	SUN	27	30	33	45
XMN	TUE	25	28	31	43
YTN	THU	23	26	29	41
TPP	TUE	18	21	24	36

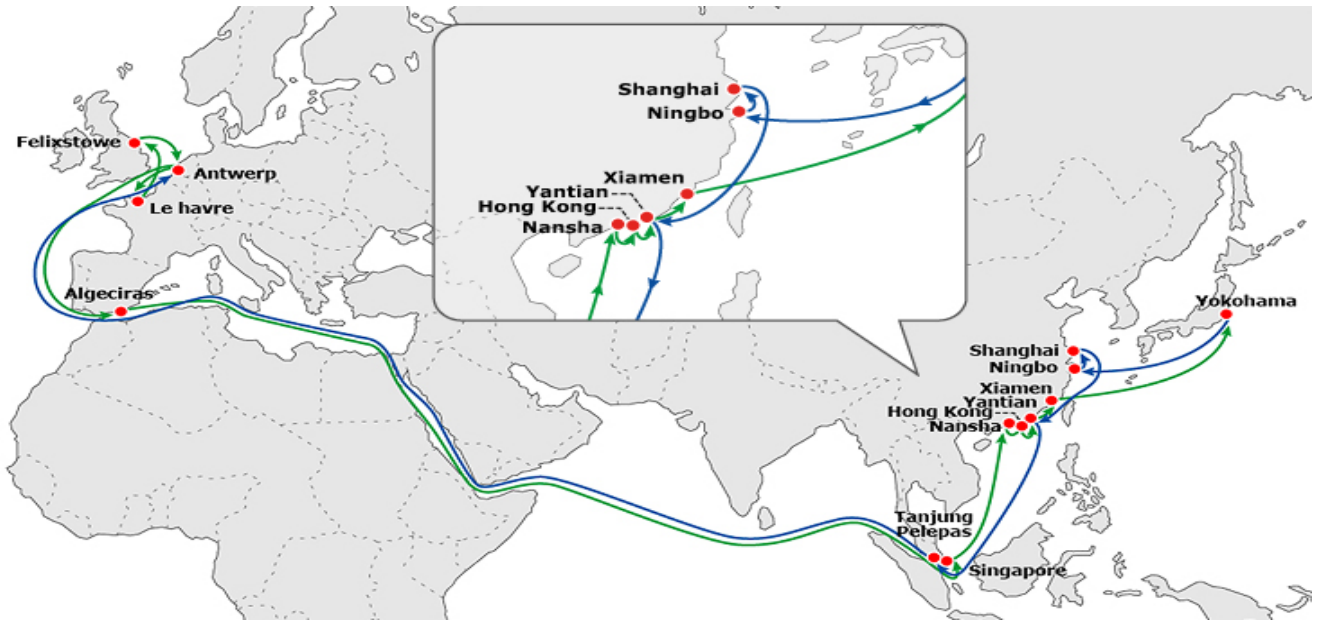
Transit Time (Days)

E/B	ETD	TPP	SHA	DLC	PUS	KAN	NGB	XMN	YTN
RTM	MON	36	43	46	48	50	52	56	58
GDN	TUE	28	35	38	40	42	44	48	50
BRV	TUE	21	28	31	33	35	37	41	43
FXT	THU	19	26	29	31	33	35	39	41

Port Information

PORT		Terminal	Arrival	Departure
DALIAN	W/B	DALIAN PORT CONTAINER TERMINAL CO., LTD	THU	FRI
BUSAN		HANJIN SHIPPING NEW PORT CO	SUN	MON
GWANGYANG		KWANGYANG KOREA EXPRESS TERMINAL	TUE	WED
NINGBO		NINGBO GANGJI TERMINAL (PHASE 4)	THU	FRI
SHANGHAI		YANGSHAN PHASE 1,2	FRI	SUN
XIAMEN		XIAMEN SONGYU CONTAINER TERMINAL CO., LTD	MON	TUE
YANTIAN		YANTIAN INTERNATIONAL CONTAINER TERMINAL LTD	WED	THU
TANJUNG PELEPAS		PELABUHAN TANJUNG PELEPAS TERMINAL	SUN	TUE
ROTTERDAM		APM TERMINALS MAASVLAKTE II	SAT	MON
BREMERHAVEN		MSC GATE BREMERHAVEN GMBH & Co.Kg	TUE	WED
GDANSK		DCT GDANSK S.A	FRI	TUE
BREMERHAVEN	E/B	NTB - NORTH SEA TERMINAL BREMERHAVEN	SAT	TUE
FELIXSTOWE		PORT OF FELIXSTOWE BERTHS 8&9	WED	THU
TANJUNG PELEPAS		PELABUHAN TANJUNG PELEPAS TERMINAL	TUE	WED
SHANGHAI		YANGSHAN PHASE 1,2	MON	WED
DALIAN		DALIAN PORT CONTAINER TERMINAL CO., LTD	THU	FRI

Note: All dates and times subject to change. Call your local sales office or customer service center to verify most current information.



Key Highlights

West Bound

- Optimal service to Antwerp and Le Havre
- Unique direct call at Yokohama

East Bound

- Direct service from Le Havre & Antwerp to Asia
- Wide port coverage of S.China
- Reliable connections provided via Algerias

Transit Time (Days)

W/B	ETD	ANR	LEH	FXT	ALG
YOK	TUE	33	36	39	45
NGB	SAT	29	32	35	41
SHA	MON	27	30	33	39
YTN	THU	24	27	30	36
TPP	MON	20	23	26	32

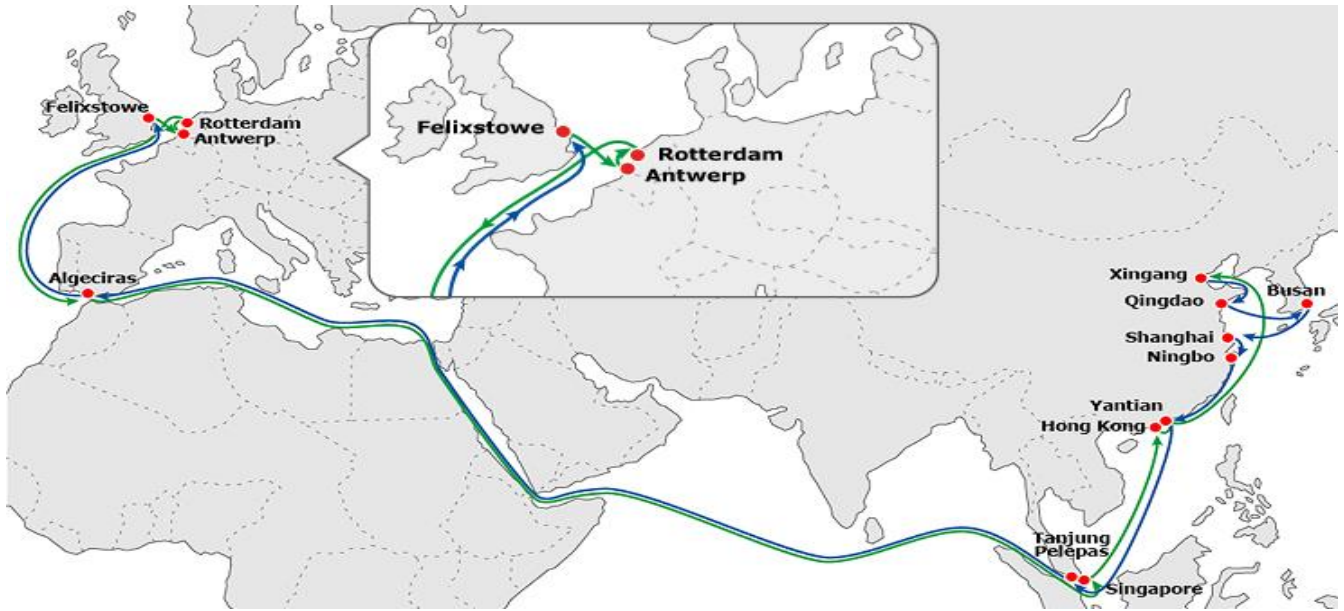
Transit Time (Days)

E/B	ETD	SIN	NSA	HKG	YTN	XMN
LEH	FRI	29	34	36	37	39
FXT	MON	26	31	33	34	36
ANR	TUE	25	30	32	33	35
ALG	SAT	21	26	28	29	31

Port Information

PORT		Terminal	Arrival	Departure
YOKOHAMA	W/B	MINANI HONMOKU C-2 TERMINAL	MON	TUE
NINGBO		NINGBO GANGJI TERMINAL (PHASE IV)	FRI	SAT
SHANGHAI		YANGSHAN PHASE 1,2	SAT	MON
YANTIAN		YANTIAN INTERNATIONAL CONTAINER TERMINALS LTD	TUE	THU
TANJUNG PELEPAS		PELABUHAN TANJUNG PELEPAS TERMINAL	SUN	MON
ANTWERP	E/B	PSA MPET QUAY 1742	SUN	TUE
LE HAVRE		TN MSC 2000	WED	FRI
FELIXSTOWE		PORT OF FELIXSTOWE BERTHS 1 TO 7	SAT	MON
ANTWERP		PSA MPET QUAY 1742	MON	TUE
ALGECIRAS		ET	FRI	SAT
SINGAPORE		PSA (PORT OF SINGAPORE AUTHORITY)	SAT	MON
NANSHA		GUANGZHOU SOUTH CHINA OCEANGATE CONTAINER TERMINAL	THU	FRI
HONG KONG		MODERN TERMINALS LTD	SAT	SUN
YANTIAN		YANTIAN INTERNATIONAL CONTAINER TERMINALS LTD	SUN	MON
XIAMEN		XIAMEN SONGYU CONTAINER TERMINAL CO., LTD	TUE	WED

Note: All dates and times subject to change. Call your local sales office or customer service center to verify most current information.



Key Highlights

West Bound

- N.Spain & Portugal connections via Algeciras
- Express service into Antwerp from N.China and Korea

East Bound

- Optimal service for exports out of Belgium & Netherlands
- Express service from Rotterdam to Hong Kong
- Wide port coverage of Asia including N.China & Korea

Transit Time (Days)

W/B	ETD	ALG	FXT	ANR	RTM
TXG	SAT	31	35	38	42
TAO	MON	29	33	36	40
PUS	THU	26	30	33	37
SHA	SAT	24	28	31	35
NGB	SUN	23	27	30	34
YTN	WED	20	24	27	31
TPP	SUN	16	20	23	27

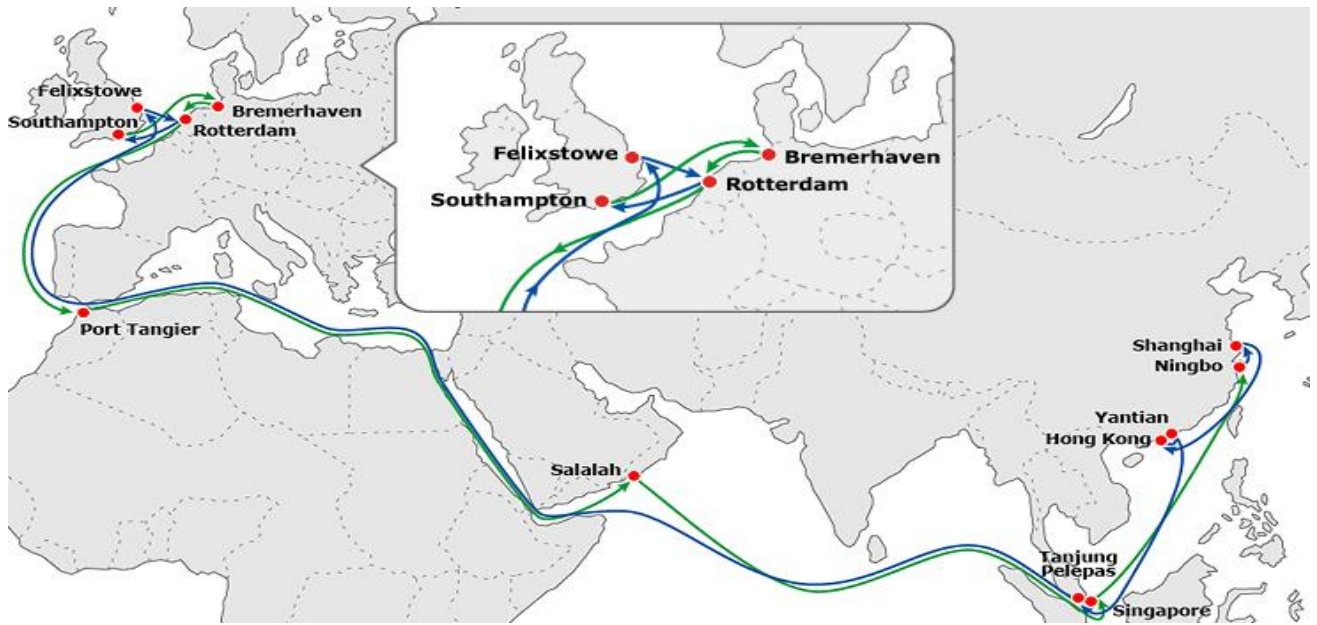
Transit Time (Days)

E/B	ETD	SIN	HKG	YTN	TXG	TAO	PUS	SHA
FXT	TUE	27	32	33	37	40	43	45
ANR	FRI	24	29	30	34	37	40	42
RTM	SUN	22	27	28	32	35	38	40
ALG	FRI	17	22	23	27	30	33	35

Port Information

PORT		Terminal	Arrival	Departure
XINGANG	W/B	TIANJIN PORT PACIFIC INTERNATIONAL CONTAINER	THU	SAT
QINGDAO		QINGDAO QIANWAN CONTAINER TERMINAL	SUN	MON
BUSAN		HANJIN SHIPPING NEW PORT CO	WED	THU
SHANGHAI		YANGSHAN PHASE 1,2	FRI	SAT
NINGBO		NINGBO GANGJI TERMINAL (PHASE 4)	SAT	SUN
YANTIAN		YANTIAN INTERNATIONAL CONTAINER TERMINALS LTD	TUE	WED
TANJUNG PELEPAS		PELABUHAN TANJUNG PELEPAS TERMINAL	SAT	SUN
ALGECIRAS		ET	TUE	WED
FELIXSTOWE	E/B	PORT OF FELIXSTOWE BERTHS 8&9	SAT	TUE
ANTWERP		PSA MPET QUAY 1742	TUE	FRI
ROTTERDAM		APM TERMINALS MAASVLAKTE II	SAT	SUN
ALGECIRAS		ET	THU	FRI
SINGAPORE		PSA (PORT OF SINGAPORE AUTHORITY)	MON	TUE
HONG KONG		MODERN TERMINALS LTD	SAT	SUN
YANTIAN		YANTIAN INTERNATIONAL CONTAINER TERMINALS LTD	SUN	MON
XINGANG		TIANJIN PORT PACIFIC INTERNATIONAL CONTAINER	THU	SAT

Note: All dates and times subject to change. Call your local sales office or customer service center to verify most current information.



Key Highlights

West Bound

- Express UK service, calling 2 main ports
- Optimal service ex Hong Kong & Yantian to Felixstowe
- Reliable Europe Hinterland connections via Rotterdam

East Bound

- Express service from Bremerhaven & Rotterdam to Asia

Transit Time (Days)

W/B	ETD	FXT	RTM	SOU	BRV
NGB	MON	31	34	36	39
SHA	WED	29	32	34	37
HKG	SUN	25	28	30	33
YTN	MON	24	27	29	32
TPP	SAT	19	22	24	27

Transit Time (Days)

E/B	ETD	SLL	SIN	NGB	SHA	HKG	YTN
FXT	SAT	25	35	43	45	49	50
SOU	WED	21	31	39	41	45	46
BRV	SUN	17	27	35	37	41	42
RTM	TUE	15	25	33	35	39	40
PTM	SUN	10	20	28	30	34	35

Port Information

PORT	Terminal	Arrival	Departure
NINGBO	NINGBO GANGJI TERMINAL (PHASE 4)	SUN	MON
SHANGHAI	YANGSHAN PHASE 1,2	TUE	WED
HONG KONG	MODERN TERMINALS LTD	SAT	SUN
YANTIAN	YANTIAN INTERNATIONAL CONTAINER TERMINALS LTD	SUN	MON
TANJUNG PELEPAS	PELABUHAN TANJUNG PELEPAS TERMINAL	THU	SAT
FELIXSTOWE	PORT OF FELIXSTOWE BERTHS 8&9	THU	SAT
ROTTERDAM	AP MOLLER TERMINAL	SUN	MON
SOUTHAMPTON	SOUTHAMPTON CONTAINER TERMINAL	TUE	WED
BREMERHAVEN	NTB - NORTH SEA TERMINAL BREMERHAVEN	FRI	SUN
ROTTERDAM	AP MOLLER TERMINAL	MON	TUE
PORT TANGIERS	PORT TANGIER MEDITERRANEE	SAT	SUN
SALALAH	SALALAH PORT SERVICES COMPANY	WED	THU
SINGAPORE	PSA (PORT OF SINGAPORE AUTHORITY)	SAT	MON
NINGBO	NINGBO GANGJI TERMINAL (PHASE 4)	SUN	MON

Europe Services : Asia – Mediterranean

Key Highlights

✓ Express services from/to Italy and Spain

✓ Excellent China port coverage

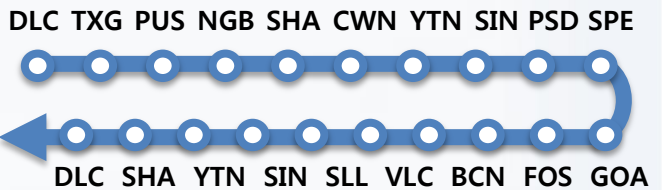
✓ 2 fixed day sailings per week

Port Rotation

AM1

Asia-MED Express 1


Fleet : 14,000T * 11

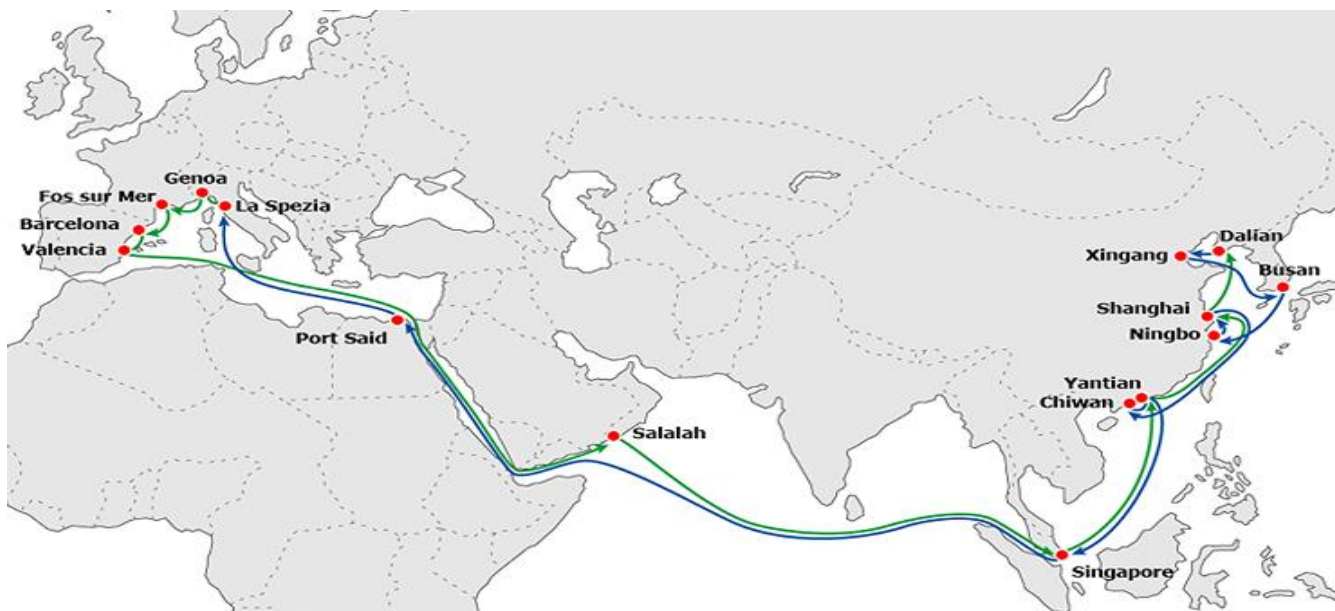


AM2

Asia-MED Express 2

Fleet : 14,000T * 11





Key Highlights

West Bound

- Optimal service to Italy's main ports
- Market leading transit time from Busan to Fos
- E.MED connections via Port Said

East Bound

- Optimal service from Spain to Asia
- Wide coverage of the main Chinese ports

Transit Time (Days)

W/B	ETD	PSD	SPE	GOA	FOS	BCN	VLC
DLC	MON	29	37	38	41	43	45
TXG	THU	26	34	35	38	40	42
PUS	SUN	23	31	32	35	37	39
NGB	TUE	21	29	30	33	35	37
SHA	THU	19	27	28	31	33	35
CWN	SAT	17	25	26	29	31	33
YTN	SUN	16	24	25	28	30	32
SIN	THU	12	20	21	24	26	28

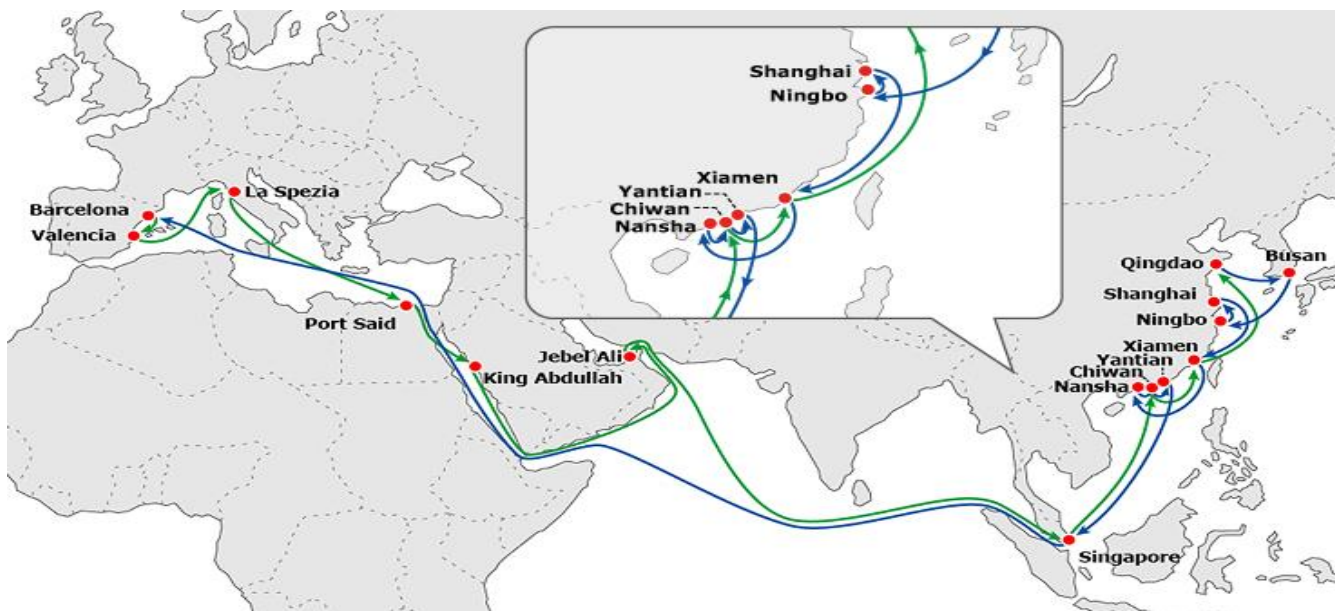
Transit Time (Days)

E/B	ETD	SLL	SIN	YTN	SHA	DLC	TXG	PUS	NGB
SPE	THU	18	26	33	37	40	41	45	47
GOA	SAT	16	24	31	35	38	39	43	45
FOS	TUE	13	21	28	32	35	36	40	42
BCN	WED	12	20	27	31	34	35	39	41
VLC	FRI	10	18	25	29	32	33	37	39

Port Information

PORT		Terminal	Arrival	Departure
DALIAN	W/B	DALIAN PORT CONTAINER TERMINAL CO., LTD	MON	MON
XINGANG		TIANJIN PORT PACIFIC INTERNATIONAL CONTAINER	TUE	THU
BUSAN		HANJIN SHIPPING NEW PORT CO	SAT	SUN
NINGBO		NINGBO GANGJI TERMINAL (PHASE 4)	MON	TUE
SHANGHAI		YANGSHAN PHASE 1,2	WED	THU
CHIWAN		CHIWAN CONTAINER TERMINAL CO LTD	SAT	SAT
YANTIAN		YANTIAN INTERNATIONAL CONTAINER TERMINALS LTD	SUN	SUN
SINGAPORE		PSA (PORT OF SINGAPORE AUTHORITY)	WED	THU
PORT SAID		SUEZ CANAL CONTAINER TERMINAL	TUE	WED
LA SPEZIA	E/B	LA SPEZIA CONTAINER TERMINAL S.P.A (EUROGATE)	WED	THU
GENOA		VOLTRI CONTAINER TERMINAL	THU	SAT
FOS SUR MER		TERMINAL SEAYARD	SUN	TUE
BARCELONA		BEST – BARCELONA EUROPE SOUTH TERMINAL	TUE	WED
VALENCIA		NOATUM CONTAINER TERMINAL VALENCIA	THU	FRI
SALALAH		SALALAH PORT SERVICES COMPANY	MON	TUE
SINGAPORE		PSA (PORT OF SINGAPORE AUTHORITY)	TUE	THU
YANTIAN		YANTIAN INTERNATIONAL CONTAINER TERMINALS LTD	MON	TUE
SHANGHAI		YANGSHAN PHASE 1,2	FRI	FRI
DALIAN		DALIAN PORT CONTAINER TERMINAL CO., LTD	MON	MON

Note: All dates and times subject to change. Call your local sales office or customer service center to verify most current information.



Key Highlights

West Bound

- Optimal service to Spain's main ports
- Express service from Busan to Barcelona
- Wide port coverage of S.China

East Bound

- Optimal service from Italy to M.East & F.E.Asia
- Express service to Xiamen and Chiwan
- Reliable connections provided via Port Said

Transit Time (Days)

W/B	ETD	BCN	VLC	SPE	PSD
TAO	SUN	34	36	39	46
PUS	WED	31	33	36	43
NGB	FRI	29	31	34	41
SHA	SUN	27	29	32	39
XMN	TUE	25	27	30	37
NSA	WED	24	26	29	36
CWN	THU	23	25	28	35
YTN	FRI	22	24	27	34
SIN	WED	17	19	22	29

Transit Time (Days)

E/B	ETD	KAC	DXB	SIN	CWN	XMN	TAO	PUS	NGB
BCN	SUN	14	21	31	36	38	41	44	46
VLC	WED	11	18	28	33	35	38	41	43
SPE	FRI	9	16	26	31	33	36	39	41
PSD	FRI	2	9	19	24	26	29	32	34

Port Information

PORT		Terminal	Arrival	Departure
QINGDAO	W/B	QINGDAO QIANWAN CONTAINER TERMINAL	SAT	SUN
BUSAN		BUSAN NEW PORT INTERNATIONAL TERMINAL	TUE	WED
NINGBO		NINGBO GANGJI TERMINAL (PHASE 4)	THU	FRI
SHANGHAI		YANGSHAN PHASE 1,2	SAT	SUN
XIAMEN		XIAMEN INTERNATIONAL CONTAINERS TERMINALS (XICT)	MON	TUE
NANSHA		GUANGZHOU SOUTH CHINA OCEANGATE CONTAINER TERMINAL	WED	WED
CHIWAN		CHIWAN CONTAINER TERMINAL CO LTD	THU	THU
YANTIAN		YANTIAN INTERNATIONAL CONTAINER TERMINALS LTD	FRI	FRI
SINGAPORE		PSA (PORT OF SINGAPORE AUTHORITY)	TUE	WED
BARCELONA	E/B	BEST – BARCELONA EUROPE SOUTH TERMINAL	SAT	SUN
VALENCIA		M.S.C. TERMINAL VALENCIA	MON	WED
LA SPEZIA		LA SPEZIA CONTAINER TERMINAL S.P.A (EUROGATE)	THU	FRI
PORT SAID		SUEZ CANAL CONTAINER TERMINAL	THU	FRI
KING ABDULLAH		NATIONAL CONTAINER TERMINAL (NCT)	SUN	MON
JEBEL ALI		JEBEL ALI CONTAINER TERMINAL	SUN	MON
SINGAPORE		PSA (PORT OF SINGAPORE AUTHORITY)	WED	THU
CHIWAN		CHIWAN CONTAINER TERMINAL CO LTD	MON	TUE
XIAMEN		XIAMEN SONGYU CONTAINER TERMINAL	WED	THU
QINGDAO		QINGDAO QIANWAN CONTAINER TERMINAL	SAT	SUN

Note: All dates and times subject to change. Call your local sales office or customer service center to verify most current information.

Europe Services : Europe – North America

Key Highlights

✓ Express services from/to US East ports

✓ 2 fixed day sailings per week

Port Rotation

TA2

Trans-Atlantic Loop

Fleet : 6,500T * 5



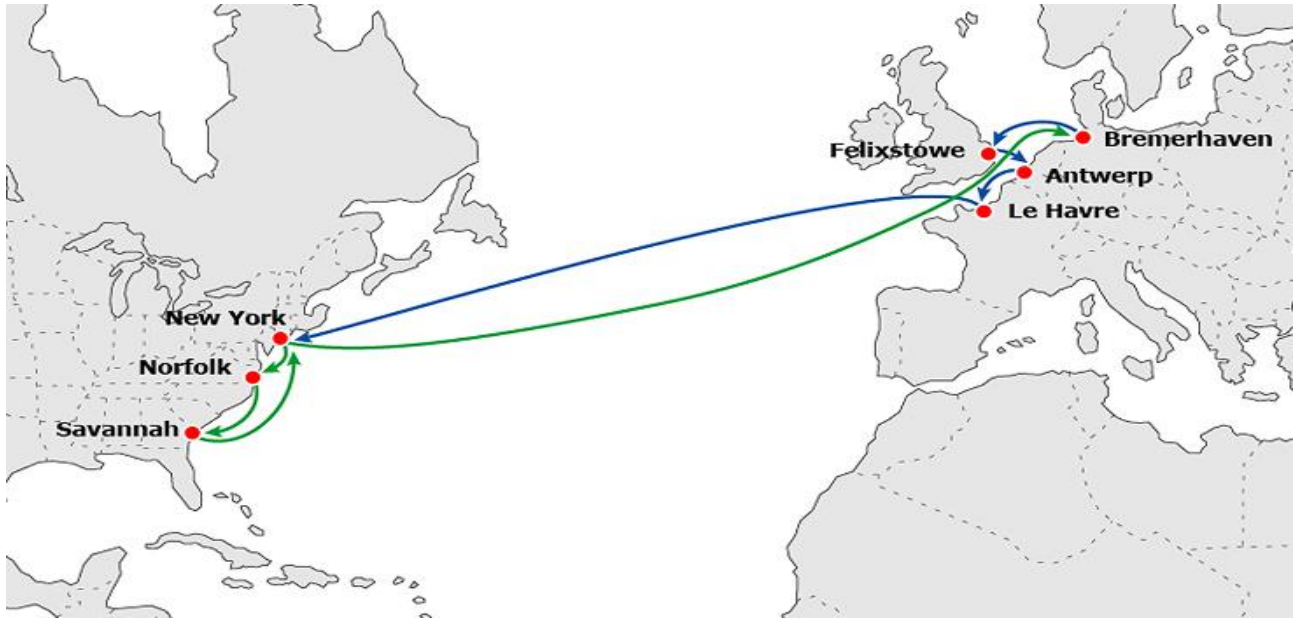
TA3

Trans-Atlantic Loop

Fleet : 7,500T * 7

11 Days





Key Highlights

West Bound

- Optimal service from Bremerhaven to New York
- Market leading transit times from N.Europe to New York & Newark

Transit Time (Days)

W/B	ETD	NYC	ORF	SAV
BRV	TUE	14	17	21
FXT	THU	12	15	19
ANR	SAT	10	13	17
LEH	MON	8	11	15

East Bound

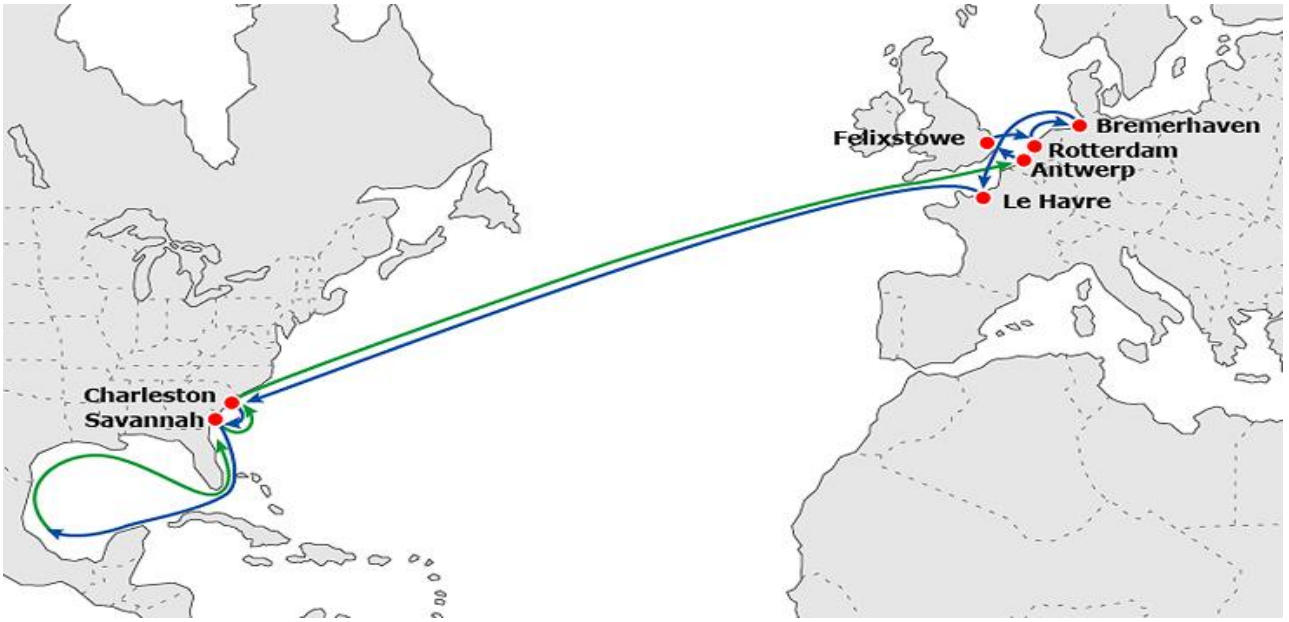
- Express service from New York

Transit Time (Days)

E/B	ETD	BRV	FXT	ANR	LEH
ORF	SAT	16	18	20	22
SAV	TUE	13	15	17	19
NYC	SAT	9	11	13	15

Port Information

PORT		Terminal	Arrival	Departure
BREMERHAVEN	W/B	MSC GATE BREMERHAVEN GMBH & CO. Kg	MON	TUE
FELIXSTOWE		PORT OF FELIXSTOWE BERTHS 1 TO 7	WED	THU
ANTWERP		PSA MPET QUAY 1742	FRI	SAT
LE HAVRE		TN MSC 2000	SUN	MON
NEW YORK		PORT NEWARK CONTAINER TERMINAL	TUE	WED
NORFOLK	E/B	PORTSMOUTH MARINE TERMINAL (ALL WATER)	FRI	SAT
SAVANNAH		GARDEN CITY TERMINAL	TUE	TUE
NEW YORK		PORT NEWARK CONTAINER TERMINAL	FRI	SAT
BREMERHAVEN		MSC GATE BREMERHAVEN GMBH & CO. Kg	MON	TUE



Key Highlights

West Bound

- Direct service to South Atlantic ports from Europe
- Express service from Le Havre to Charleston

East Bound

- Additional East bound call from Savannah
- Market leading transit times ex USA East Coast

Transit Time (Days)

W/B	ETD	CST	SAV
ANR	MON	16	17
FXT	WED	14	15
RTM	THU	13	14
BRV	SUN	10	11
LEH	MON	9	10

Transit Time (Days)

E/B	ETD	ANR	FXT	RTM	BRV	LEH
SAV	TUE	12	14	15	17	20
CST	WED	11	13	14	16	19

Port Information

PORT		Terminal	Arrival	Departure
ANTWERP	W/B	PSA MPET QUAY 1742	SUN	MON
FELIXSTOWE		PORT OF FELIXSTOWE BERTHS 1 TO 7	TUE	WED
ROTTERDAM		AP MOLLER TERMINAL	WED	THU
BREMERHAVEN		MSC GATE BREMERHAVEN GMBH & CO. Kg	FRI	SUN
LE HAVRE		TN MSC 2000	MON	MON
CHARLESTON		WANDO WELCH TERMINAL(APX / NYX / ATS)	WED	THU
SAVANNAH		GARDEN CITY TERMINAL	THU	FRI
SAVANNAH	E/B	GARDEN CITY TERMINAL	TUE	TUE
CHARLESTON		WANDO WELCH TERMINAL (APX / NYX / ATS)	WED	WED
ANTWERP		PSA MPET QUAY 1742	SUN	MON

***HMM has no access to some Gulf ports(Freeport~Mobile).**

Note: All dates and times subject to change. Call your local sales office or customer service center to verify most current information.

Transit Time Summary Asia-N.EU W/B



FM/TO	SVC	HAM	GOT	WVN	BRV	ANR	RTM	GDN	FXT	LEH	PTM	ALG	SOU
TXG	EU1	39	43	47	37		49				32		
	EU4					38	42		35			31	
TAO	EU1	36	40	44	34		46				29		
	EU4					36	40		33			29	
PUS	EU1	34	38	42	32		44				27		
	EU2				36		33	39	51				
	EU4					33	37		30			26	
NGB	EU1	32	36	40	30		42				25		
	EU2				32		29	35	47				
	EU3					29			35	32		41	
	EU4					30	34		27			23	
	EU5				39		34		31				36
SHA	EU1	30	34	38	28		40				23		
	EU2				30		27	33	45				
	EU3					27			33	30		39	
	EU4					31	35		28			24	
	EU5				37		32		29				34
YTN	EU1	27	31	35	25		37				20		
	EU2				26		23	29	41				
	EU3					24			30	27		36	
	EU4					27	31		24			20	
	EU5				32		27		24				29
TPP	EU1	23	27	31	21		33				16		
	EU2				21		18	24	36				
	EU3					20			26	23		32	
	EU4					23	27		20			16	
	EU5				27		22		19				24
DLC	EU2				39		36	42	54				
KAN	EU2				34		31	37	49				
XMN	EU2				28		25	31	43				
YOK	EU3					33			39	36		45	
HKG	EU5				33		28		25				30

Note: All dates and times subject to change. Call your local sales office or customer service center to verify most current information.

Transit Time Summary N.EU-Asia E/B



FM/TO	SVC	SIN	SHA	TXG	TAO	PUS	NGB	DLC	KAN	XMN	YTN	TPP	NSA	HKG	SLL
HAM	EU1	32	38	42	44	47	49								
GOT	EU1	29	35	39	41	44	46								
WVN	EU1	26	32	36	38	41	43								
	EU1	24	30	34	36	39	41								
BRV	EU2		28			33	37	31	35	41	43	21			
	EU5	27	37				35				42			41	17
	EU3	25								35	33		30	32	
ANR	EU4	24	42	34	37	40					30			29	
	EU1	22	28	32	34	37	39								
RTM	EU2		43			48	52	46	50	56	58	36			
	EU4	22	40	32	35	38					28			27	
	EU5	25	35				33				40			39	15
	EU2		26			31	35	29	33	39	41	19			
FXT	EU3	26								36	34		31	33	
	EU4	27	45	37	40	43					33			32	
	EU5	35	45				43				50			49	25
GDN	EU2		35			40	44	38	42	48	50	28			
LEH	EU3	29								39	37		34	36	
PTM	EU5	20	30				28				35			34	10
	EU3	21								31	29		26	28	
ALG	EU4	17	35	27	30	33					23			22	
SOU	EU5	31	41				39				46			45	21



Transit Time Summary MED W/B & E/B



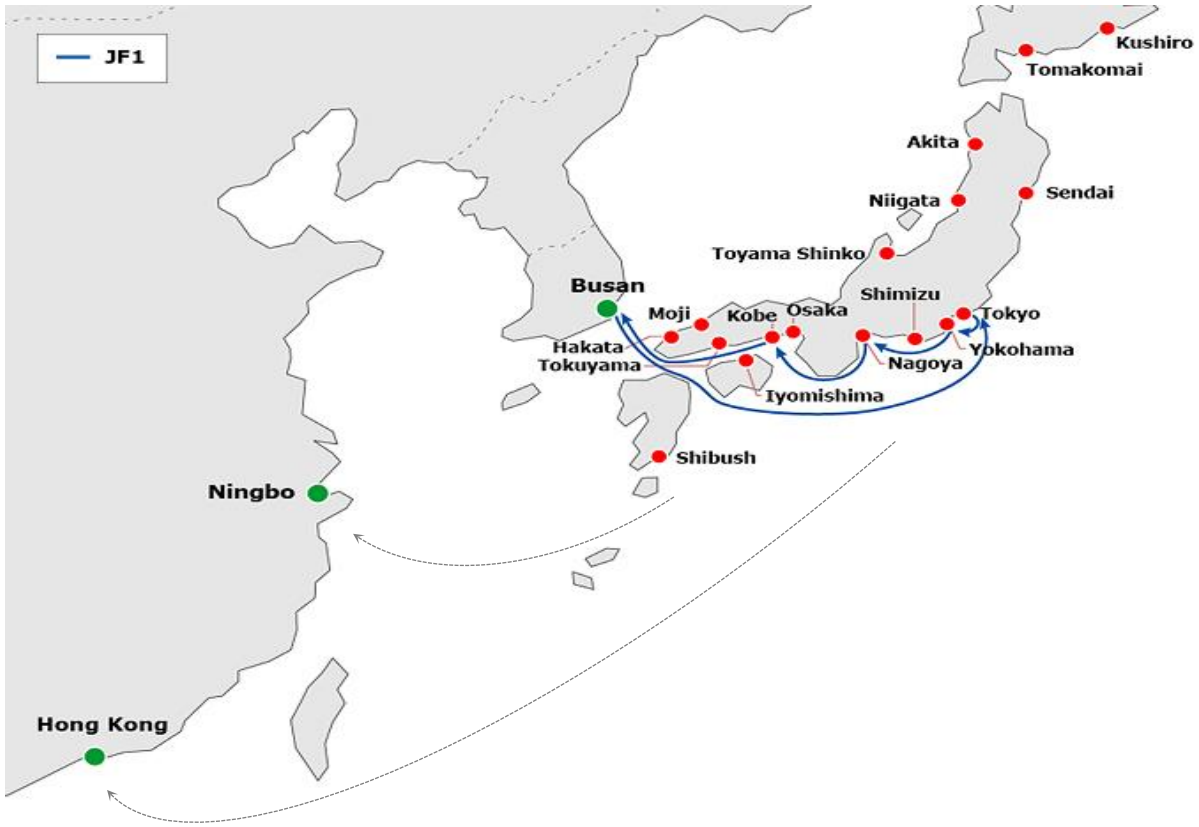
West Bound

FM/TO	SVC	PSD	SPE	GOA	FOS	BCN	VLC
DLC	AM1	29	37	38	41	43	45
TXG	AM1	26	34	35	38	40	42
PUS	AM1	23	31	32	35	37	39
	AM2	43	36			31	33
NGB	AM1	21	29	30	33	35	37
	AM2	41	34			29	31
SHA	AM1	19	27	28	31	33	35
	AM2	39	32			27	29
CWN	AM1	17	25	26	29	31	33
	AM2	35	28			23	25
YTN	AM1	16	24	25	28	30	32
	AM2	34	27			22	24
SIN	AM1	12	20	21	24	26	28
	AM2	29	22			17	19
TAO	AM2	46	39			34	36
XMN	AM2	37	30			25	27
NSA	AM2	36	29			24	26

East Bound

FM/TO	SVC	KAC	SLL	DXB	SIN	YTN	SHA	DLC	TXG	PUS	NGB	WN	XMN	TAO
SPE	AM1		18		26	33	37	40	41	45	47			
	AM2	9		16	26					39	41	31	33	36
GOA	AM1		16		24	31	35	38	39	43	45			
FOS	AM1		13		21	28	32	35	36	40	42			
BCN	AM1		12		20	27	31	34	35	39	41			
	AM2	14		21	31					44	46	36	38	41
VLC	AM1		10		18	25	29	32	33	37	39			
	AM2	11		18	28					41	43	33	35	38
PSD	AM2	2		9	19					32	34	24	26	29

Japan



Port	Preferred Transshipment Hub	Mode	Out Bound		In Bound	
			ETD	T/T	ETA	T/T
Tokyo	Busan	JF1	Sun	4	Sat	2
	Ningbo	Feeder	Sat	5	Sat	6
	Hong Kong	Feeder	Wed	6	Wed	4
Yokohama	Busan	JF1	Sun	4	Sun	3
	Hong Kong	Feeder	Thu	5	Thu	5
Nagoya	Busan	JF1	Mon	3	Mon	4
	Ningbo	Feeder	Fri	6	Fri	5
	Hong Kong	Feeder	Fri	4	Fri	6
Kobe	Busan	JF1	Wed	1	Tue	5
	Ningbo	Feeder	Thu	3	Wed	5
	Hong Kong	Feeder	Sat	3	Sat	7
*Out ports	Busan	Feeder	-	*2	-	*2

*Out ports mean all Japan ports except main ports(TYO,YOK,NGO,UKB).
Out ports T/T is average value.

Taiwan



Port	Preferred Transshipment Hub	Mode	Out Bound		In Bound	
			ETD	T/T	ETA	T/T
Kaohsiung	Hong Kong	PS2/PNW/KME	Tue	1	Mon	1
	Ningbo	Feeder	Sat	1	Fri	3
Taichung	Hong Kong	Truck to TWKHH PS2/PNW/KME	Tue	2	Mon	2
	Ningbo	Feeder	Fri	2	Thu	2
	*Tanjung Pelepas Singapore	Feeder	Mon	8 9	Mon	15 14

*NCP T/S port : Tanjung Pelepas
MED T/S port : Singapore

Thailand

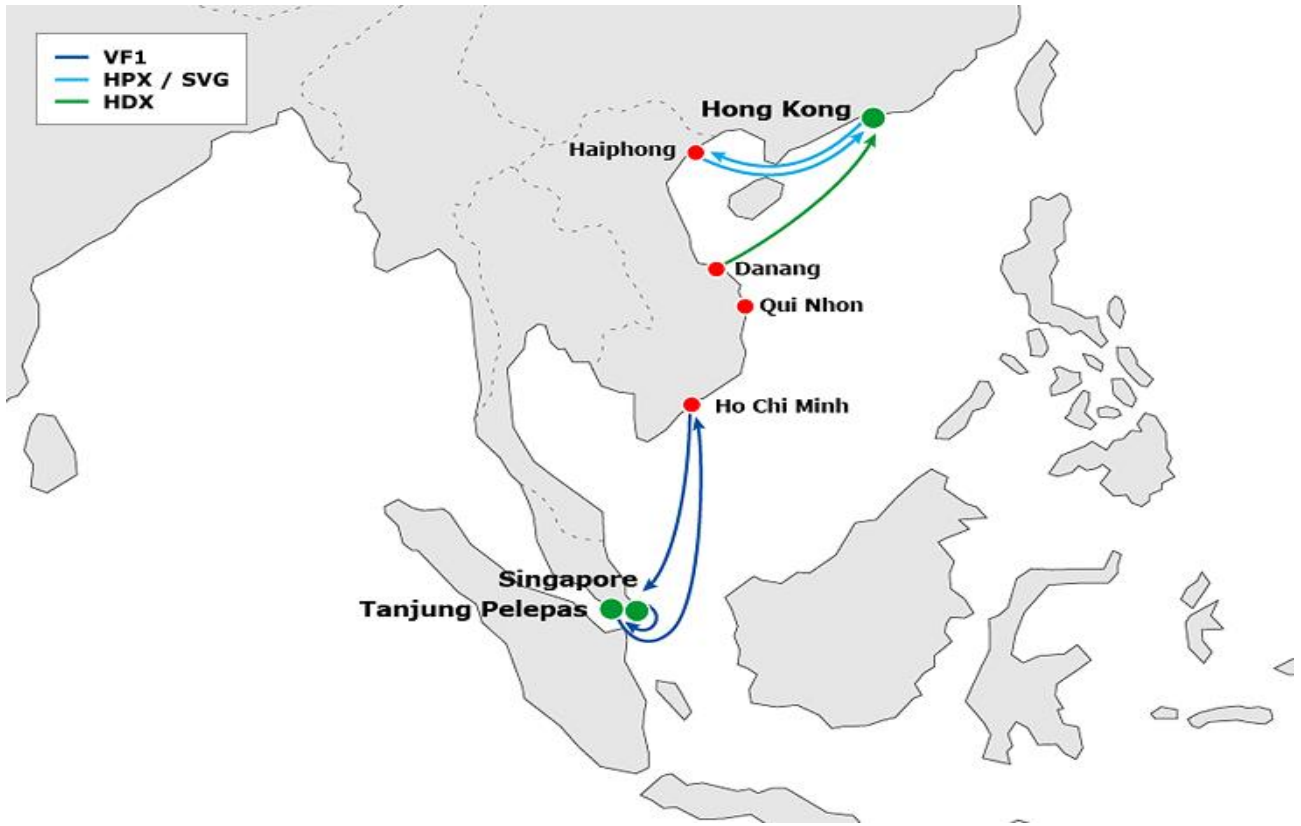


Out Bound In Bound

Port	*Preferred Transhipment Hub	Mode	ETD	T/T	ETA	T/T
Bangkok	Tanjung Pelepas	TF1	Fri	3 2	Thu	3 3
Laem Chabang		TF1	Fri	3 2	Thu	3 3
	Singapore					

*NCP T/S port : Tanjung Pelepas
 MED T/S port : Singapore

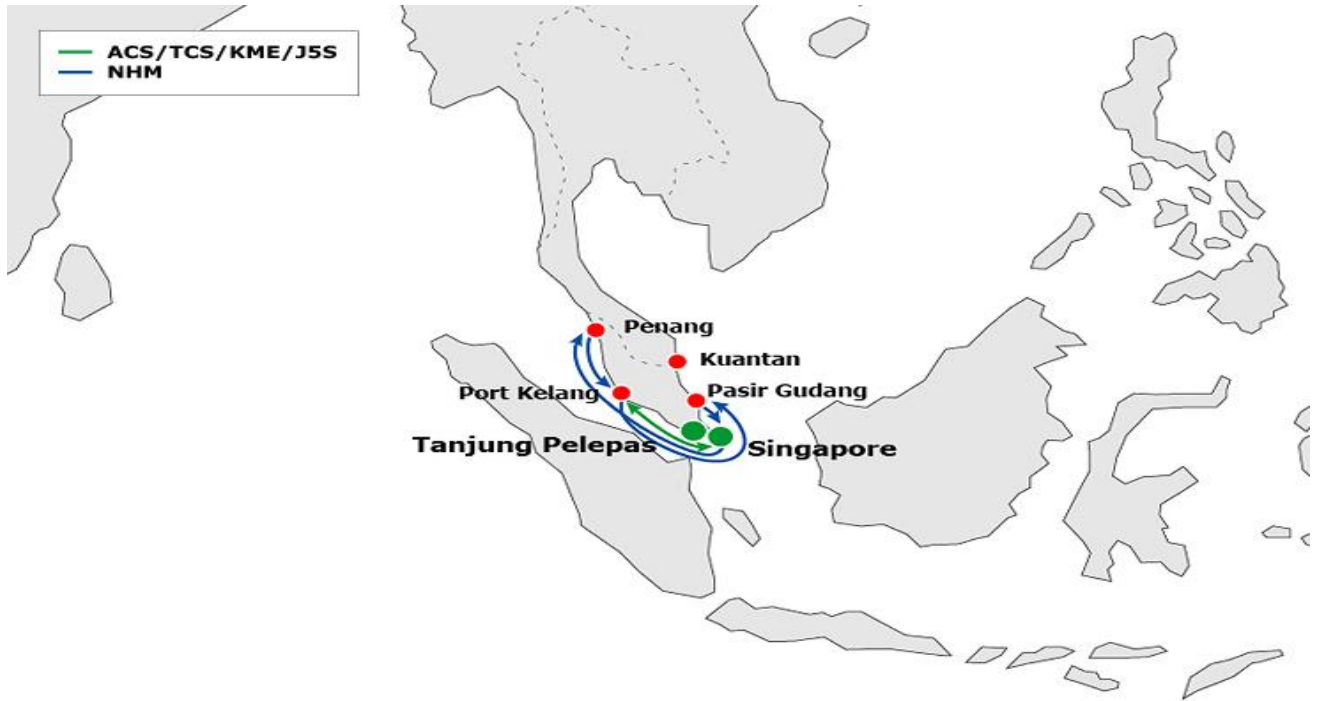
Vietnam



Port	Preferred Transshipment Hub	Mode	Out Bound		In Bound	
			ETD	T/T	ETA	T/T
Ho Chi Minh	*Tanjung Pelepas Singapore	VF1	Sat	3 2	Fri	2 3
Haiphong		HPX / SVG	Sun / Thu	2	Sat / Wed	2
Danang	Hong Kong	HDX	Thu	2	-	-
Qui Nhon		Feeder	Sat	3	Sat	17

*NCP T/S port : Tanjung Pelepas
MED T/S port : Singapore

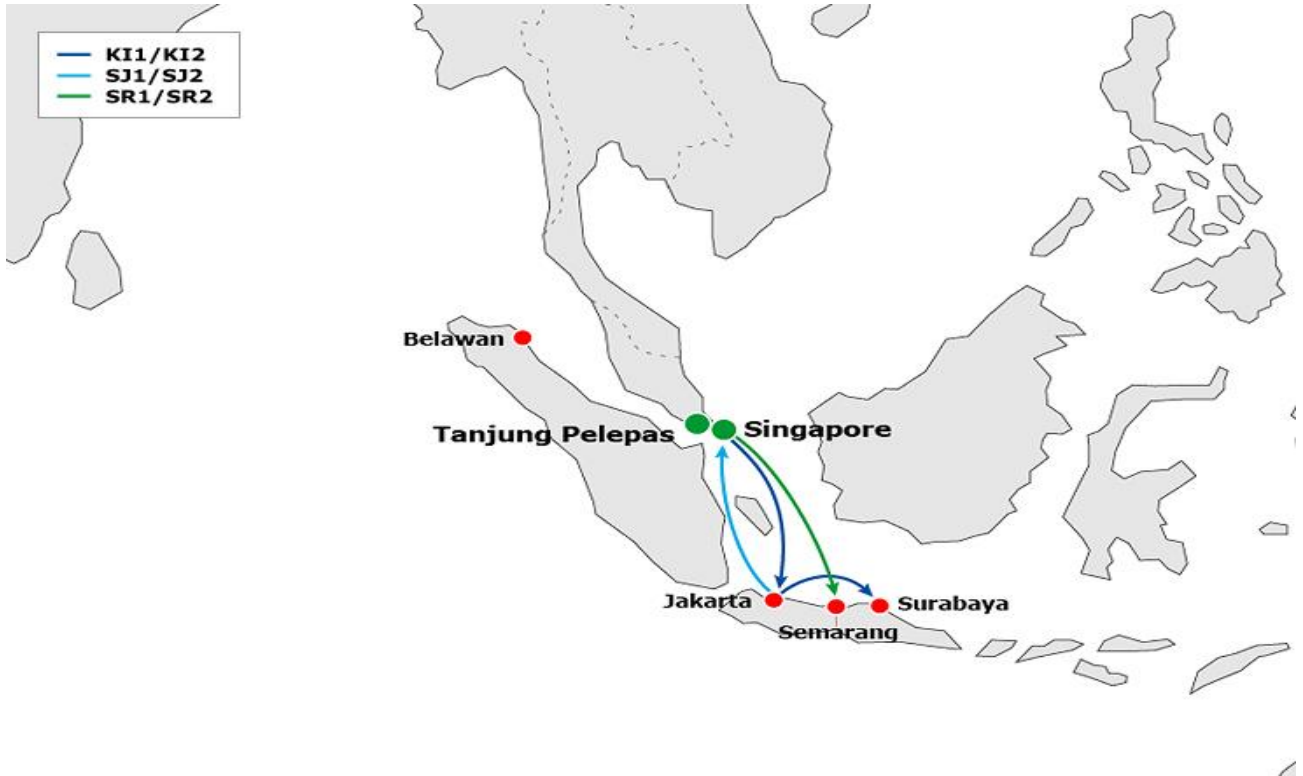
Malaysia



Port	*Preferred Transshipment Hub	Mode	Out Bound		In Bound	
			ETD	T/T	ETA	T/T
Port Kelang	Tanjung Pelepas	Feeder ACS/TCS/**KME/**J5S	Sun Wed/Fri	2 2	Sun Tue/Thu/Fri/Sun	4 1/2
Penang		Feeder **NHM	Sat Fri	3	Fri Thu	2 1
Pasir Gudang		Direct to MYTPP **NHM	Sat	1	Sat	3
Kuantan		Feeder	TBN	TBN	TBN	TBN
		Singapore				

*NCP T/S port : Tanjung Pelepas, MED T/S port : Singapore
 **KME, J5S, NHM : Service for inbound only

Indonesia



Out Bound

In Bound

Port	*Preferred Transshipment Hub	Mode	Out Bound		In Bound	
			ETD	T/T	ETA	T/T
Jakarta	Tanjung Pelepas	Feeder **KI1/**KI2/SJ1/SJ2	Sat/Sun	2	Fri/Sat	3
Surabaya		Feeder **KI1	Tue	4 5	Sun	5 4
Semarang		Feeder SR1/SR2	Sun	2 3	Sat	6 5
Belawan		Feeder	TBN	TBN	TBN	TBN

*NCP T/S port : Tanjung Pelepas, MED T/S port : Singapore
 **KI1, KI2 : Service for inbound only



**THANK
YOU
FOR YOUR
INTEREST
IN
HYUNDAI MERCHANT
MARINE**