


# ***WELCOME TO HMM***

## **Europe Service Presentation**



15 Jul. 2019

EFFECTIVE FROM HMM WK32

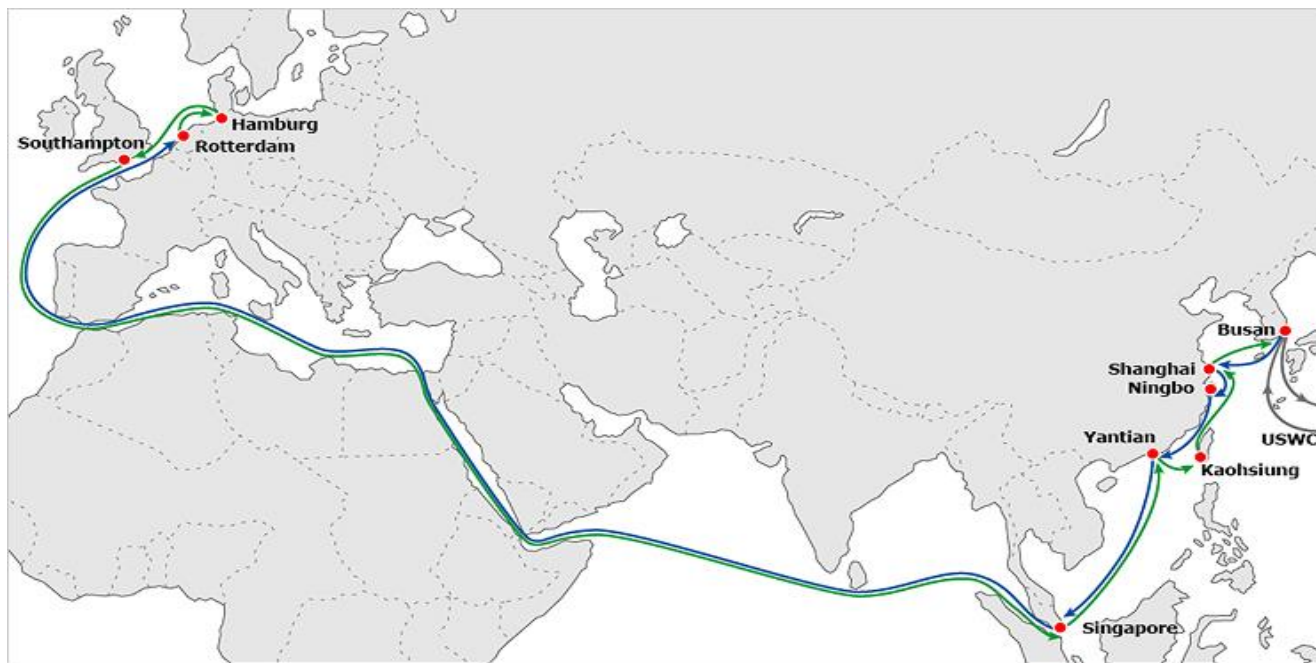
# Europe Services : Asia – North Europe

## Key Highlights

- ✓ Fastest transit times in the market
- ✓ Excellent SHA/NGB/YTN frequency
- ✓ Best-in-class ex KOR transit times

## Port Rotation





**Key Highlights**

**West Bound**

- The best service with stable schedule & flexible operation
- The fastest transit time in the market from Busan to N.Europe
- Great expertise in Special Biz

**East Bound**

- Express service from Southampton to Far East
- Wide coverage of China main ports

Transit Time (Days)

W/B	ETD	RTM	HAM	SOU
PUS	SUN	31	34	37
SHA	TUE	29	32	35
NGB	THU	27	30	33
YTN	SUN	24	27	30
SIN	THU	20	23	26

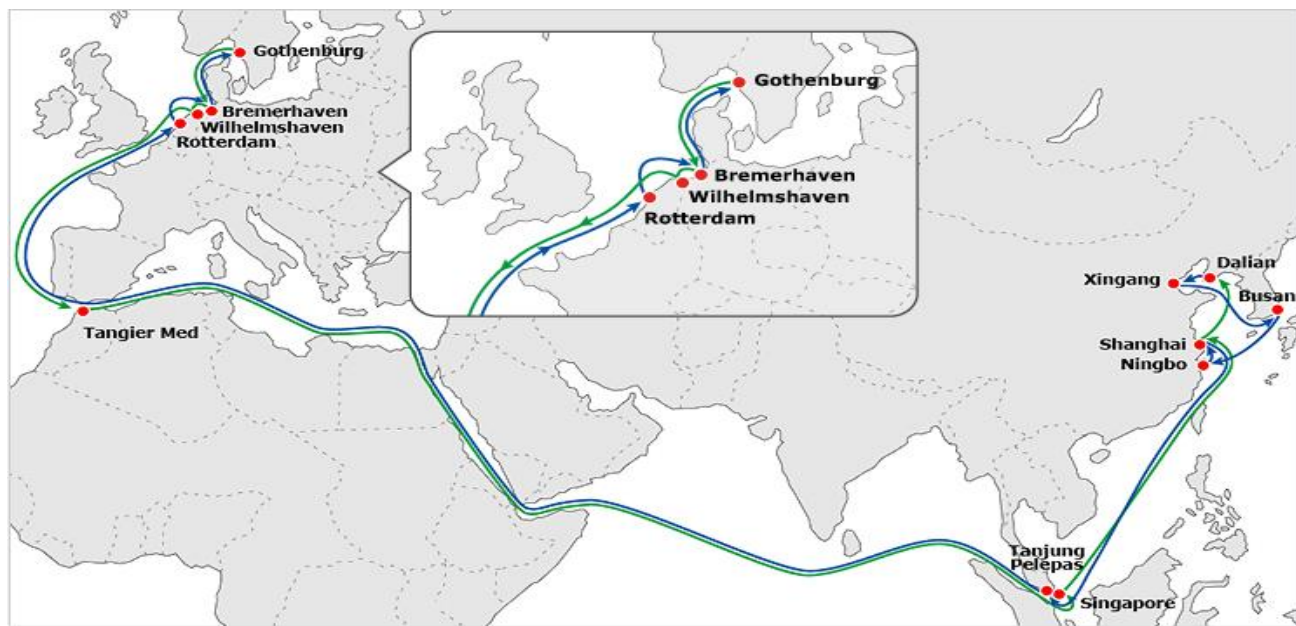
Transit Time (Days)

E/B	ETD	SIN	YTN	KHH	SHA	PUS
RTM	FRI	30	36	38	40	42
HAM	MON	27	33	35	37	39
SOU	WED	25	31	33	35	37

**Port Information**

PORT		TERMINAL	ARRIVAL	DEPARTURE
BUSAN	W/B	HYUNDAI PUSAN NEWPORT	FRI	SUN
SHANGHAI		YANGSHAN PHASE 3 (GUANGDONG)	MON	TUE
NINGBO		NINGBO BEILUN THIRD CONTAINER TERMINAL	WED	THU
YANTIAN		YANTIAN INT'L CONTAINER TERMINAL LTD.	SAT	SUN
SINGAPORE		PSA (PORT OF SINGAPORE AUTHORITY)	WED	THU
ROTTERDAM	E/B	ROTTERDAM WORLD GATEWAY	WED	FRI
HAMBURG		EUROGATE TERMINAL, HAMBURG	SAT	MON
SOUTHAMPTON		SOUTHAMPTON CONTAINER TERMINAL	TUE	WED
SINGAPORE		PSA (PORT OF SINGAPORE AUTHORITY)	SUN	TUE
YANTIAN		YANTIAN INT'L CONTAINER TERMINAL LTD.	SAT	SAT
KAOHSIUNG		KAO HYUNDAI TERMINAL 118	MON	MON
SHANGHAI		SHANGHAI ZHENDONG CONTIANER TERMINAL (WGQ PHASE II)	WED	THU
BUSAN		HYUNDAI PUSAN NEWPORT	FRI	SAT
U.S. WEST COAST				

Note: All dates and times subject to change. Call your local sales office or customer service center to verify most current information.



### Key Highlights

#### West Bound

- Express service into Rotterdam & Bremerhaven
- Wide port coverage of Asia including N.China & Korea
- Unique direct call at Gothenburg

#### East Bound

- Direct service from Gothenburg to Far East
- Express service into North China

Transit Time (Days)

W/B	ETD	RTM	BRV	GOT	WVN
DLC	MON	39	42	49	56
TXG	WED	37	40	47	54
PUS	SAT	34	37	44	51
NGB	TUE	31	34	41	48
SHA	SAT	27	30	37	44
TPP	SAT	20	23	30	37

Transit Time (Days)

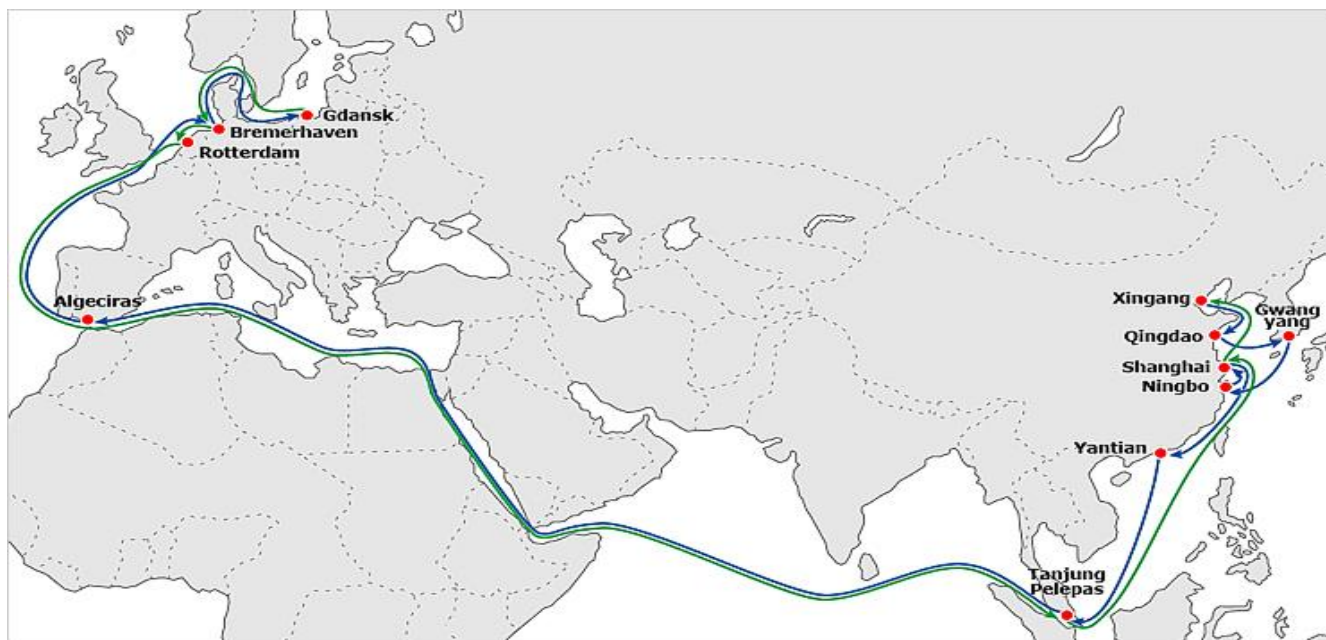
E/B	ETD	SIN	SHA	DLC	TXG	PUS	NGB
RTM	SUN	38	45	48	51	54	57
GOT	TUE	29	36	39	42	45	48
BRV	SUN	24	31	34	37	40	43
WVN	TUE	22	29	32	35	38	41
PTM	FRI	17	24	27	30	33	36

### Port Information

PORT	TERMINAL	ARRIVAL	DEPARTURE
DALIAN	DALIAN PORT CONTAINER TERMINAL CO.,LTD	SAT	MON
XINGANG	TIAN JIN PACIFIC INTERNATIONAL CONTAINER TERMINAL	TUE	WED
BUSAN	PUSAN NEWPORT INTERNATIONAL TERMINAL	FRI	SAT
NINGBO	GANGJI TERMINAL (PHASE IV)	MON	TUE
SHANGHAI	SHANGHAI GUANDONG INTERNATIONAL CONTAINER TERMINAL	FRI	SAT
TANJUNG PELEPAS	PELABUHAN TANJUNG PELEPAS TERMINAL	THU	SAT
ROTTERDAM	APM TERMINALS MAASVLAKTE II B.V.	FRI	SAT
BREMERHAVEN	NTB	MON	TUE
GOTHENBURG	SKANDIAHAMNEN	MON	TUE
BREMERHAVEN	NTB	FRI	SUN
WILHELMSHAVEN	EUROGATE CONTAINER TERMINAL WILHELMSHAVEN	MON	TUE
TANGIER MED	APM TERMINAL	SAT	SUN
SINGAPORE	MPAT TERMINAL	WED	FRI
SHANGHAI	SHANGHAI GUANDONG INTERNATIONAL CONTAINER TERMINAL	WED	THU

Note: All dates and times subject to change. Call your local sales office or customer service center to verify most current information.





## Key Highlights

### West Bound

- N.Spain & Portugal connections via Algeciras
- Express service into Bremerhaven & Gdansk
- Unique direct call at Gwangyang

### East Bound

- Direct service from Gdansk to N.China and Korea
- Express service from Rotterdam to Shanghai
- Korean direct call at Gwangyang

Transit Time (Days)

W/B	ETD	ALG	BRV	GDN	RTM
TXG	TUE	36	41	45	56
TAO	FRI	33	38	42	53
KAN	MON	30	35	39	50
NGB	FRI	26	31	35	46
SHA	SAT	25	30	34	45
YTN	WED	21	26	30	41
TPP	SUN	17	22	26	37

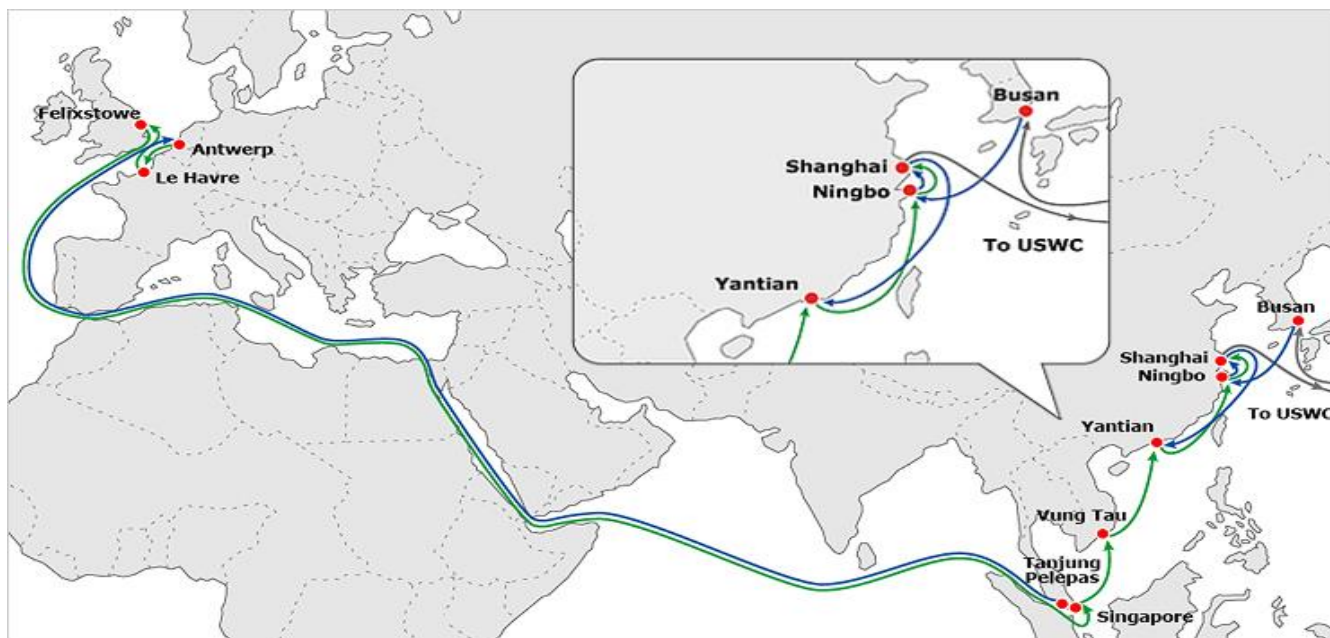
Transit Time (Days)

E/B	ETD	TPP	SHA	TXG	TAO	KAN	NGB	YTN
GDN	MON	30	38	42	45	48	52	57
BRV	SUN	24	32	36	39	42	46	51
RTM	THU	20	28	32	35	38	42	47

## Port Information

PORT	TERMINAL	ARRIVAL	DEPARTURE
XINGANG	TIAN JIN PACIFIC INTERNATIONAL CONTAINER TERMINAL	MON	TUE
QINGDAO	QINGDAO QIANWAN CONTAINER TERMINAL	THU	FRI
GWANGYANG	KOREA EXPRESS WORLD CONTAINER TERMINAL	SUN	MON
NINGBO	GANGJI TERMINAL (PHASE IV)	THU	FRI
SHANGHAI	SHANGHAI GUANDONG INTERNATIONAL CONTAINER TERMINAL	FRI	SAT
YANTIAN	YANTIAN INTERNATIONAL CONTAINER TERMINALS LTD	TUE	WED
TANJUNG PELEPAS	PELABUHAN TANJUNG PELEPAS TERMINAL	SAT	SUN
ALGECIRAS	APM TERMINALS ALGECIRAS	WED	THU
BREMERHAVEN	MSC GATE	MON	TUE
GDANSK	DEEPWATER CONTAINER TERMINAL	FRI	MON
BREMERHAVEN	MSC GATE	SAT	SUN
ROTTERDAM	APM TERMINALS MAASVLAKTE II B.V.	TUE	THU
TANJUNG PELEPAS	PELABUHAN TANJUNG PELEPAS TERMINAL	WED	THU
SHANGHAI	SHANGHAI GUANDONG INTERNATIONAL CONTAINER TERMINAL	THU	FRI

Note: All dates and times subject to change. Call your local sales office or customer service center to verify most current information.



## Key Highlights

### West Bound

- Optimal service into Antwerp and Le Havre

### East Bound

- Express service from Le Havre & Felixstowe to Chinese main ports
- Direct service from N.Europe to Vung Tau

Transit Time (Days)

W/B	ETD	ANR	LEH	FXT
PUS	MON	35	39	42
NGB	THU	32	36	39
SHA	SAT	30	34	37
YTN	WED	26	30	33
TPP	MON	21	25	28

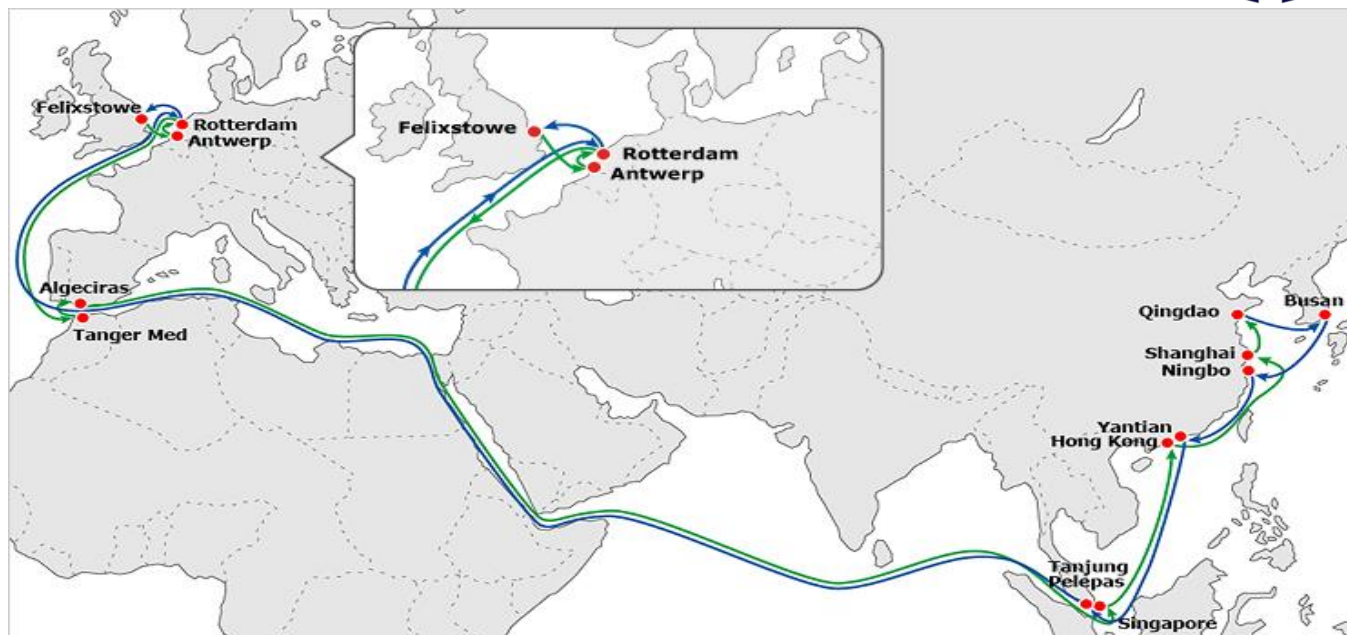
Transit Time (Days)

E/B	ETD	SIN	QOE	YTN	NGB	SHA
ANR	WED	32	35	38	41	43
LEH	SUN	28	31	34	37	39
FXT	FRI	23	26	29	32	34

## Port Information

PORT		TERMINAL	ARRIVAL	DEPARTURE
BUSAN	W/B	HJNC (HANJIN SHIPPING NEW PORT COMPANY)	SUN	MON
NINGBO		GANGJI TERMINAL (PHASE IV)	WED	THU
SHANGHAI		SHANGHAI GUANDONG INTERNATIONAL CONTAINER TERMINAL	FRI	SAT
YANTIAN		YANTIAN INTERNATIONAL CONTAINER TERMINALS LTD	TUE	WED
TANJUNG PELEPAS		PELABUHAN TANJUNG PELEPAS TERMINAL	SAT	MON
ANTWERP	E/B	PSA Q1742	MON	WED
LE HAVRE		TN MSC 2000	FRI	SUN
FELIXSTOWE		TRINITY CONTAINER TERMINAL	MON	FRI
SINGAPORE		MPAT TERMINAL	SUN	MON
VUNG TAU		CAI MEP INTERNATIONAL TERMINAL	WED	WED
YANTIAN		YANTIAN INTERNATIONAL CONTAINER TERMINALS LTD	SAT	SUN
NINGBO		GANGJI TERMINAL (PHASE IV)	TUE	WED
SHANGHAI		SHANGHAI GUANDONG INTERNATIONAL CONTAINER TERMINAL	THU	FRI
U.S. WEST COAST				

Note: All dates and times subject to change. Call your local sales office or customer service center to verify most current information.



## Key Highlights

### West Bound

- Express service into Rotterdam and Felixstowe
- Direct product from Asian main ports

### East Bound

- N.Spain & Portugal connections via Algeciras
- Competitive Transit Time for Hong Kong

Transit Time (Days)

W/B	ETD	RTM	FXT	ANR
TAO	FRI	34	36	41
PUS	SUN	32	34	39
NGB	WED	29	31	36
YTN	MON	24	26	31
TPP	FRI	20	22	27

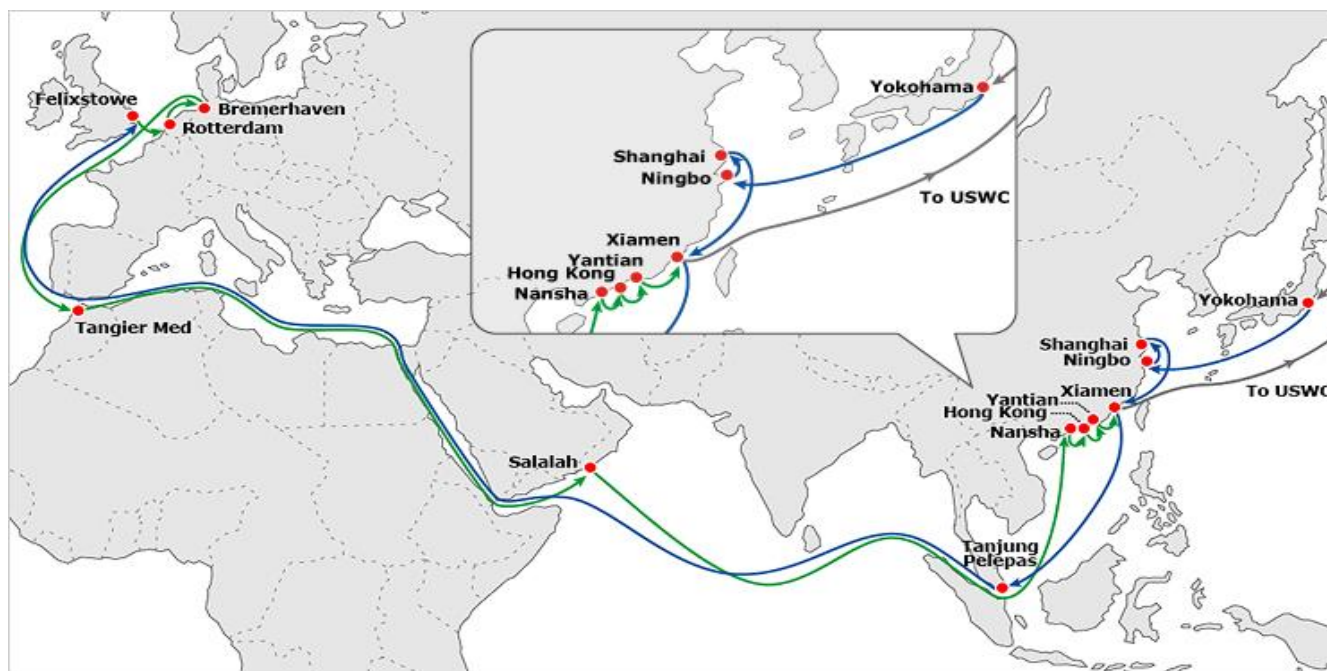
Transit Time (Days)

E/B	ETD	SIN	HKG	SHA	TAO	PUS	NGB	YTN
FXT	MON	32	37	41	44	47	50	55
ANR	SAT	27	32	36	39	42	45	50
RTM	MON	25	30	34	37	40	43	48
PTM	SAT	21	26	30	33	36	39	44
ALG	SUN	20	25	29	32	35	38	43

## Port Information

PORT	TERMINAL	ARRIVAL	DEPARTURE
QINGDAO	QINGDAO QIANWAN CONTAINER TERMINAL	WED	FRI
BUSAN	HJNC (HANJIN SHIPPING NEW PORT COMPANY)	SAT	SUN
NINGBO	GANGJI TERMINAL (PHASE IV)	TUE	WED
YANTIAN	YANTIAN INTERNATIONAL CONTAINER TERMINALS LTD	SUN	MON
TANJUNG PELEPAS	PELABUHAN TANJUNG PELEPAS TERMINAL	THU	FRI
ROTTERDAM	APM TERMINALS MAASVLAKTE II B.V.	THU	FRI
FELIXSTOWE	FELIXSTOWE BERTHS 8+9	SAT	MON
ANTWERP	PSA Q1742	THU	SAT
ROTTERDAM	APM TERMINALS MAASVLAKTE II B.V.	SUN	MON
TANGER MED	APM TERMINAL	FRI	SAT
ALGECIRAS	APM TERMINALS ALGECIRAS	SAT	SUN
SINGAPORE	MPAT TERMINAL	FRI	SAT
HONG KONG	MODERN TERMINALS LIMITED	WED	FRI
SHANGHAI	SHANGHAI GUANDONG INTERNATIONAL CONTAINER TERMINAL	SUN	TUE

Note: All dates and times subject to change. Call your local sales office or customer service center to verify most current information.



### Key Highlights

#### West Bound

- Express service from Xiamen to Felixstowe
- Unique direct call at Yokohama

#### East Bound

- Express service from Rotterdam & Bremerhaven to M.East
- Wide port coverage for South China

Transit Time (Days)

W/B	ETD	FXT	RTM	BRV
YOK	SUN	37	41	44
NGB	FRI	32	36	39
SHA	SUN	30	34	37
XMN	WED	27	31	34
TPP	TUE	21	25	28

Transit Time (Days)

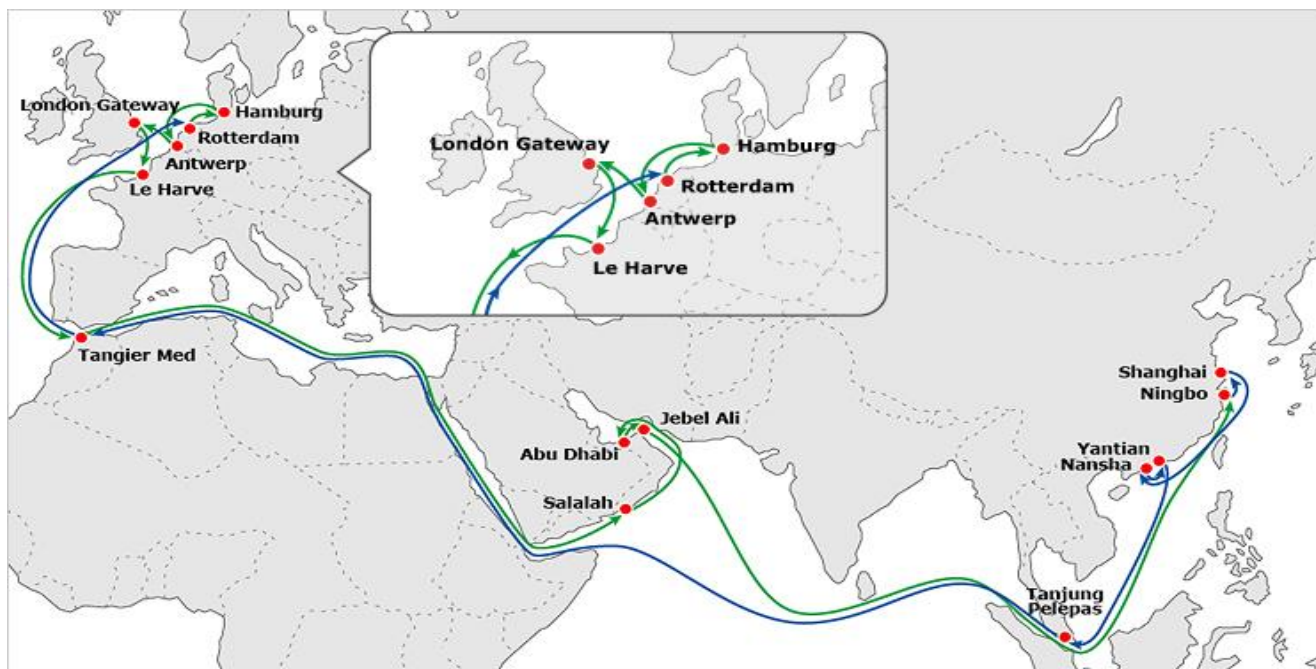
E/B	ETD	SLL	NSA	HKG	YTN	XMN
FXT	FRI	22	34	35	37	39
RTM	SUN	20	32	33	35	37
BRV	WED	17	29	30	32	34
PTM	WED	10	22	23	25	27

### Port Information

PORT	TERMINAL	ARRIVAL	DEPARTURE
YOKOHAMA	MAERSK YOKOHAMA TERMINAL	SUN	SUN
NINGBO	GANGJI TERMINAL (PHASE IV)	WED	FRI
SHANGHAI	SHANGHAI SHENGDONG INTERNATIONAL CONTAINER TERMINA	SAT	SUN
XIAMEN	XIAMEN HAICANG INTERNATIONAL CONTAINER COMPANY	TUE	WED
TANJUNG PELEPAS	PELABUHAN TANJUNG PELEPAS TERMINAL	SUN	TUE
FELIXSTOWE	FELIXSTOWE BERTHS 8+9	TUE	FRI
ROTTERDAM	APM TERMINALS BV	SAT	SUN
BREMERHAVEN	NTB	TUE	WED
TANGIER MED	APM TERMINAL	MON	WED
SALALAH	PORT OF SALALAH	SAT	SUN
NANSHA	GUANGZHOU SOUTH CHINA OCEANGATE CONTAINER TERMINAL	THU	FRI
HONG KONG	MODERN TERMINALS LIMITED	FRI	SAT
YANTIAN	YANTIAN INTERNATIONAL CONTAINER TERMINALS LTD	SUN	MON
XIAMEN	XIAMEN SONGYU CONTAINER TERMINAL	TUE	WED
U.S. WEST COAST			

Note: All dates and times subject to change. Call your local sales office or customer service center to verify most current information.





## Key Highlights

### West Bound

- Flexible spaces for Antwerp & Le Havre
- Express service from China main ports to Rotterdam & Hamburg
- Unique direct call at London Gateway

### East Bound

- Optimal service from London Gateway & Le Havre

Transit Time (Days)

W/B	ETD	PTM	RTM	HAM	ANR	LGP	LEH
NGB	MON	29	34	36	40	43	44
SHA	WED	27	32	34	38	41	42
NSA	SUN	23	28	30	34	37	38
YTN	TUE	21	26	28	32	35	36
TPP	SUN	16	21	23	27	30	31

Transit Time (Days)

E/B	ETD	SLL	AUH	DXB	NGB	SHA	YTN
RTM	MON	27	30	32	47	50	56
HAM	THU	24	27	29	44	47	53
ANR	MON	20	23	25	40	43	49
LGP	WED	18	21	23	38	41	47
LEH	FRI	16	19	21	36	39	45
PTM	WED	10	13	15	30	33	39

## Port Information

PORT	TERMINAL	ARRIVAL	DEPARTURE	
NINGBO	W/B	GANGJI TERMINAL (PHASE IV)	SAT	MON
SHANGHAI		SHANGHAI GUANDONG INTERNATIONAL CONTAINER TERMINAL	TUE	WED
NANSHA		GUANGZHOU SOUTH CHINA OCEANGATE CONTAINER TERMINAL	SUN	SUN
YANTIAN		YANTIAN INTERNATIONAL CONTAINER TERMINALS LTD	MON	TUE
TANJUNG PELEPAS		PELABUHAN TANJUNG PELEPAS TERMINAL	SAT	SUN
TANGIER MED		APM TERMINAL	TUE	THU
ROTTERDAM	E/B	APM TERMINALS MAASVLAKTE II B.V.	SUN	MON
HAMBURG		EUROGATE	TUE	THU
ANTWERP		PSA Q1742	SAT	MON
LONDON GATEWAY		DP WORLD LONDON GATEWAY	TUE	WED
LE HARVE		TN MSC 2000	WED	FRI
TANGIER MED		APM TERMINAL	TUE	WED
SALALAH		PORT OF SALALAH	SAT	MON
ABU DHABI		ABU DHABI TERMINAL	WED	THU
JEBEL ALI		JEBEL ALI CONTAINER TERMINAL – AEJAC	FRI	SAT

Note: All dates and times subject to change. Call your local sales office or customer service center to verify most current information.

# Europe Services : Asia – Mediterranean

## Key Highlights

✓ Express services from/to Italy and Spain

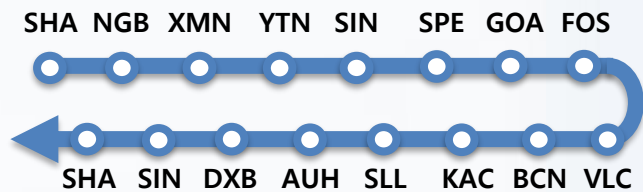
✓ Excellent China port coverage

✓ 2 fixed day sailings per week

## Port Rotation

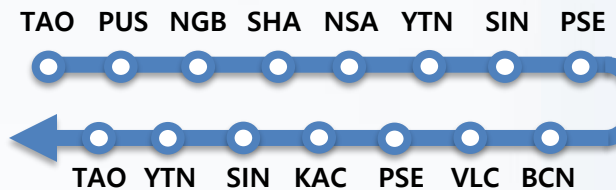
### AM1

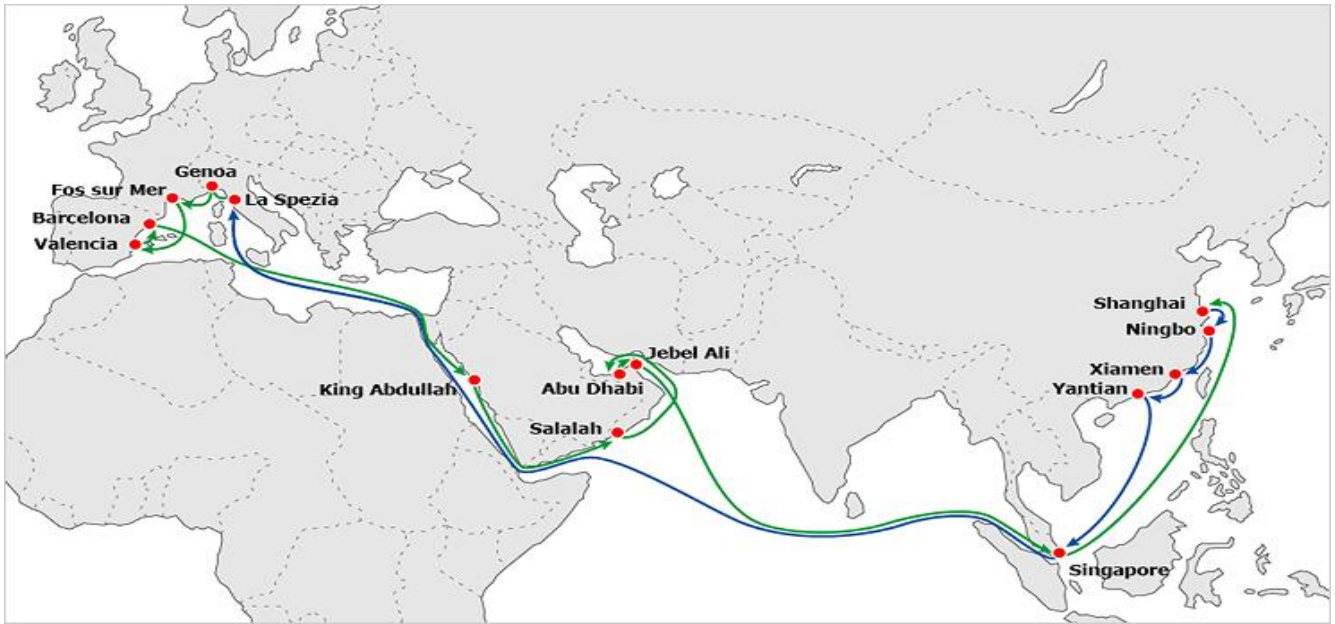
Asia-MED Express 1



### AM2

Asia-MED Express 2





## Key Highlights

### West Bound

- Express service to Italy
- Direct call from Chinese main ports to Fos

### East Bound

- Optimal service from Italy & Spain to M.East
- Wide port coverage for Arabian Pen.

Transit Time (Days)

W/B	ETD	SPE	GOA	FOS	VLC	BCN
SHA	WED	34	37	40	44	46
NGB	SAT	31	34	37	41	43
XMN	TUE	28	31	34	38	40
YTN	FRI	25	28	31	35	37
SIN	WED	20	23	26	30	32

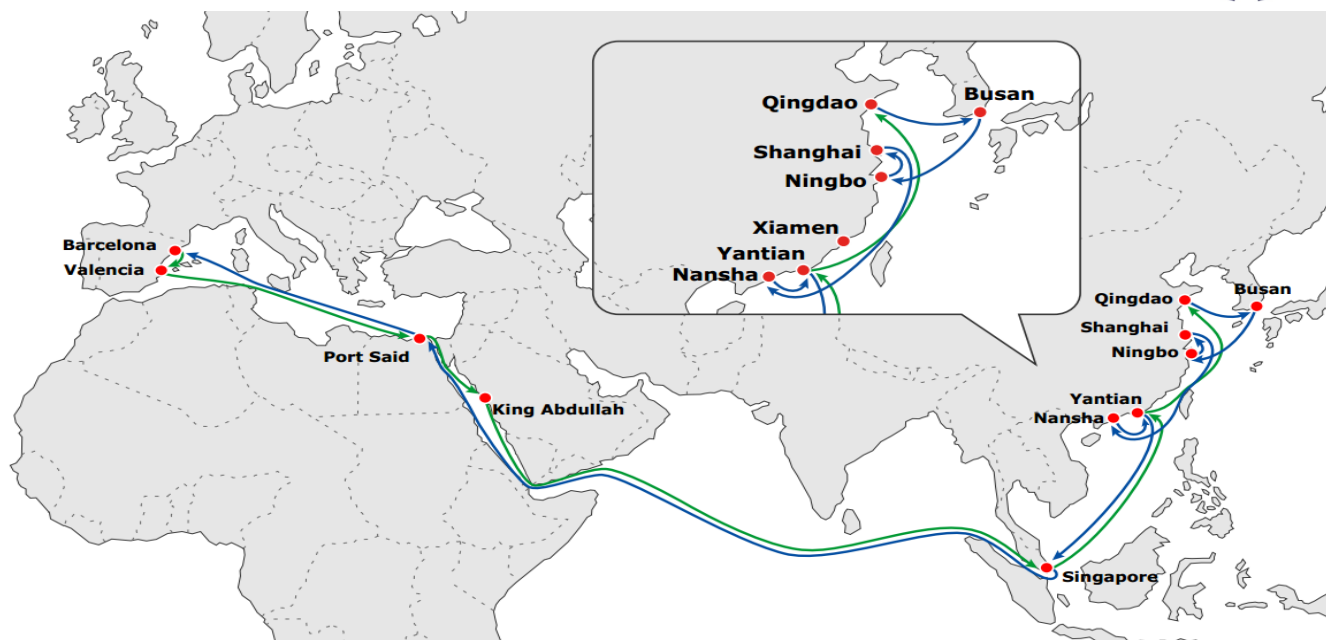
Transit Time (Days)

E/B	ETD	KAC	SLL	AUH	DXB	SIN	SHA	NGB	XMN	YTN
SPE	FRI	17	21	25	26	38	45	49	52	55
GOA	SAT	16	20	24	25	37	44	48	51	54
FOS	WED	12	16	20	21	33	40	44	47	50
VLC	SAT	9	13	17	18	30	37	41	44	47
BCN	MON	7	11	15	16	28	35	39	42	45

## Port Information

PORT	TERMINAL	ARRIVAL	DEPARTURE
SHANGHAI	SHANGHAI SHENGDONG INTERNATIONAL CONTAINER TERMINA	MON	WED
NINGBO	GANGJI TERMINAL (PHASE IV)	FRI	SAT
XIAMEN	XIAMEN SONGYU CONTAINER TERMINAL	MON	TUE
YANTIAN	YANTIAN INTERNATIONAL CONTAINER TERMINALS LTD	THU	FRI
SINGAPORE	MPAT TERMINAL	TUE	WED
LA SPEZIA	LSCT - LA SPEZIA CONTAINER TERMINAL	TU	FRI
GENOA	VTE	FRI	SAT
FOS SUR MER	FOS 2XL	MON	WED
VALENCIA	CSP IBERIAN VALENCIA TERMINAL	FRI	SAT
BARCELONA	TERMINAL BEST	SUN	MON
KING ABDULLA	NATIONAL CONTAINER TERMINAL (NCT)	MON	TUE
SALALAH	PORT OF SALALAH	FRI	SAT
ABU DHABI	ABU DHABI TERMINAL	TUE	WED
JEBEL ALI	JEBEL ALI CONTAINER TERMINAL - AEJAC	WED	THU
SINGAPORE	MPAT TERMINAL	MON	TUE

Note: All dates and times subject to change. Call your local sales office or customer service center to verify most current information.



### Key Highlights

#### West Bound

- Express service from Busan to Barcelona
- Wide coverage in F.E.Asia including N.China & Korea

#### East Bound

- Optimal service from Spain to M.East & F.E.Asia

Transit Time (Days)

W/B	ETD	PSE	BCN	VLC
TAO	WED	30	38	40
PUS	SAT	27	35	37
NGB	MON	25	33	35
SHA	THU	22	30	32
NSA	MON	18	26	28
YTN	TUE	17	25	27
SIN	SUN	12	20	22

Transit Time (Days)

E/B	ETD	KAC	TPP	YTN	TAO	PUS	NGB	SHA	NSA
BCN	MON	13	26	31	34	39	41	44	48
VLC	WED	11	24	29	32	37	39	42	46
PSE	FRI	2	15	20	23	28	30	33	37

### Port Information

PORT	TERMINAL	ARRIVAL	DEPARTURE
QINGDAO	QINGDAO QIANWAN UNITED CONTAINER TERMINAL	SUN	WED
BUSAN	HJNC (HANJIN SHIPPING NEW PORT COMPANY)	FRI	SAT
NINGBO	GANGJI TERMINAL (PHASE IV)	SUN	MON
SHANGHAI	SHANGHAI GUANDONG INTERNATIONAL CONTAINER TERMINAL	WED	THU
NANSHA	GUANGZHOU SOUTH CHINA OCEANGATE CONTAINER TERMINAL	SUN	MON
YANTIAN	YANTIAN INTERNATIONAL CONTAINER TERMINALS LTD	MON	TUE
SINGAPORE	MPAT TERMINAL	SAT	SUN
PORT SAID	PORT SAID TERMINAL	FRI	SAT
BARCELONA	TERMINAL BEST	SAT	MON
VALENCIA	M.S.C. TERMINAL VALENCIA	MON	WED
PORT SAID	PORT SAID EAST TERMINAL	WED	FRI
KING ABDULLAH	NATIONAL CONTAINER TERMINAL (NCT)	SUN	MON
SINGAPORE	MPAT TERMINAL	SAT	SUN
YANTIAN	YANTIAN INTERNATIONAL CONTAINER TERMINALS LTD	THU	FRI

Note: All dates and times subject to change. Call your local sales office or customer service center to verify most current information.



# Transit Time Summary Asia-N.EU W/B



FM/TO	SVC	RTM	HAM	BRV	WVN	FXT	SOU	LGP	ANR	LEH	GOT	GDN	ALG	PTM
YOK	EU5	41		44		37								
DLC	EU1	39		42	56						49			
TXG	EU1	37		40	54						47			
	EU2	56		41								45	36	
TAO	EU2	53		38								42	33	
	EU4	34				36			41					
PUS	AEX	31	34				37							
	EU1	34		37	51						44			
	EU3					42			35	39				
	EU4	32				34			39					
KAN	EU2	50		35								39	30	
SHA	AEX	29	32				35							
	EU1	27		30	44						37			
	EU2	45		30								34	25	
	EU3					37			30	34				
	EU5	34		37		30								
	EU6	32	34						41	38	42			27
NGB	AEX	27	30				33							
	EU1	31		34	48						41			
	EU2	46		31								35	26	
	EU3					39			32	36				
	EU4	29				31			36					
	EU5	36		39		32								
	EU6	34	36						43	40	44			29
XMN	EU5	31		34		27								
YTN	AEX	24	27				30							
	EU2	41		26								30	21	
	EU3					33			26	30				
	EU4	24				26			31					
	EU6	26	28						35	32	36			21
	TPP	EU1	21		25	28						30		
EU2		37		22								26	17	
EU3						28			21	25				
EU4		20				22			27					
EU5		25		28		21								
EU6		21	23						30	27	31			16
SIN	AEX	20	23				26							

Note: All dates and times subject to change. Call your local sales office or customer service center to verify most current information.

# Transit Time Summary N.EU-Asia E/B



FM/TO	SVC	SLL	DXB	SIN	TPP	QOE	NSA	HKG	YTN	KHH	XMN	NGB	SHA	KAN	PUS	TAO	TXG	DLC
RTM	AEX			30					36	38			40		42			
	EU1			38									57	45	54		51	48
	EU2				20				47				42	28	38		35	32
	EU4			25				30	48				43	34		40	37	
	EU5	20					32	33	35		37							
	EU6	27	31						56				47	50				
HAM	AEX			27					33	35			37		39			
	EU6	24	28						53			44	47					
BRV	EU1			24								43	31		40		37	34
	EU2				24				51			46	32	42		39	36	
	EU5	17					29	30	32		34							
WVN	EU1			22								41	29		38		35	32
FXT	EU3			23		26			29			32	34					
	EU4			32				37	55			50	41		47	44		
	EU5	22					34	35	37		39							
SOU	AEX			25				31	33			35		37				
LGP	EU6	18	22						47			38	41					
ANR	EU3			32		35			38			41	43					
	EU4			27				32	50			45	36		42	39		
	EU6	20	24						49			40	43					
LEH	EU3			28		31			34			37	39					
	EU6	16	20						45			36	39					
GOT	EU1			29								48	36		45		42	39
GDN	EU2				30				57			52	38	48		45	42	
ALG	EU4			20				25	43			38	29		35	32		
PTM	EU1			17								36	24		33		30	27
	EU5	10					22	23	25		27							
	EU6	10	14						39			30	33					
PSE	EU1			12								31	19		28		25	22

Note: All dates and times subject to change. Call your local sales office or customer service center to verify most current information.

# Transit Time Summary MED W/B & E/B



## West Bound

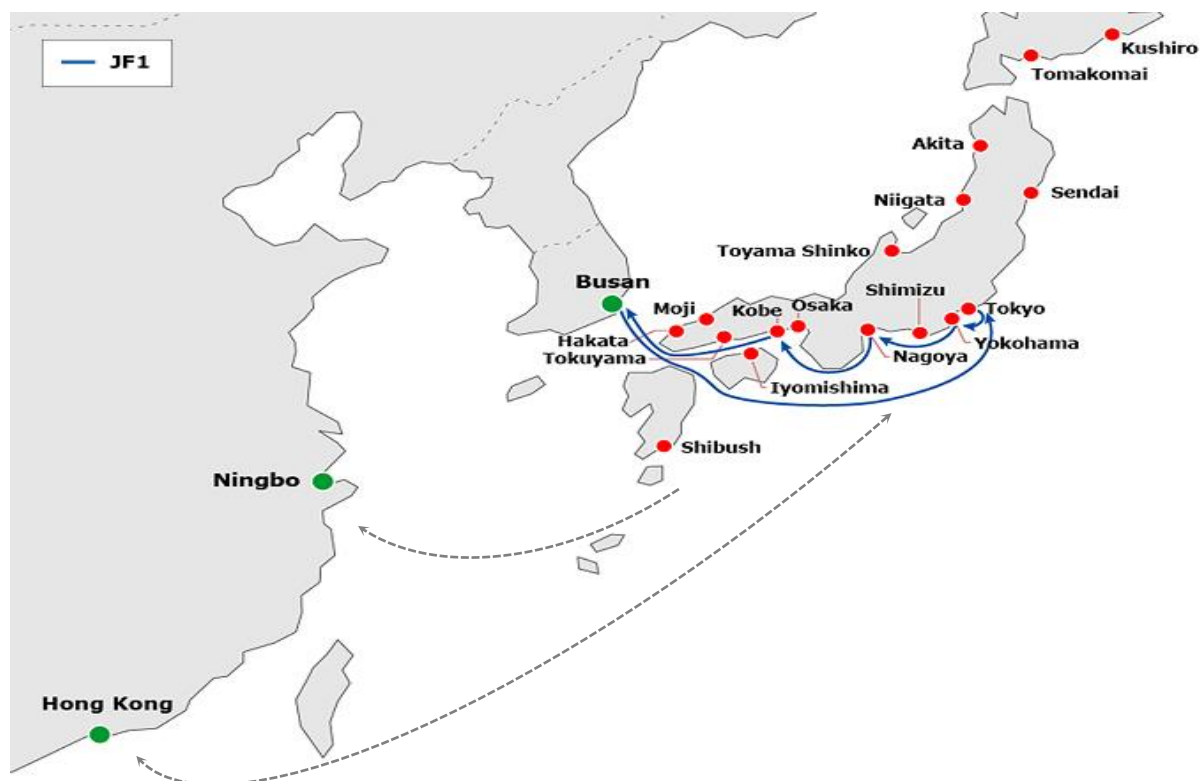
FM/TO	SVC	SPE	GOA	FOS	VLC	BCN	PSE
TAO	AM2				40	38	30
PUS	AM2				37	35	27
SHA	AM1	34	37	40	44	46	
	AM2				32	30	22
NGB	AM1	31	34	37	41	43	
	AM2				35	33	25
XMN	AM1	28	31	34	38	40	
YTN	AM1	25	28	31	35	37	
	AM2				27	25	17
NSA	AM2				28	26	18
SIN	AM1	20	23	26	30	32	
	AM2				22	20	12

## East Bound

FM/TO	SVC	KAC	SLL	AUH	DXB	SIN	TPP	NSA	YTN	XMN	NGB	SHA	PUS	TAO
SPE	AM1	17	21	25	26	38			55	52	49	45		
GOA	AM1	16	20	24	25	37			54	51	48	44		
FOS	AM1	12	16	20	21	33			50	47	44	40		
VLC	AM1	9	13	17	18	30			47	44	41	37		
	AM2	11					24	46	29		39	42	37	32
BCN	AM1	7	11	15	16	28			45	42	39	35		
	AM2	13					26	48	31		41	44	39	34
PSE	AM2	2					15	37	20		30	33	28	23

Note: All dates and times subject to change. Call your local sales office or customer service center to verify most current information.

# Japan

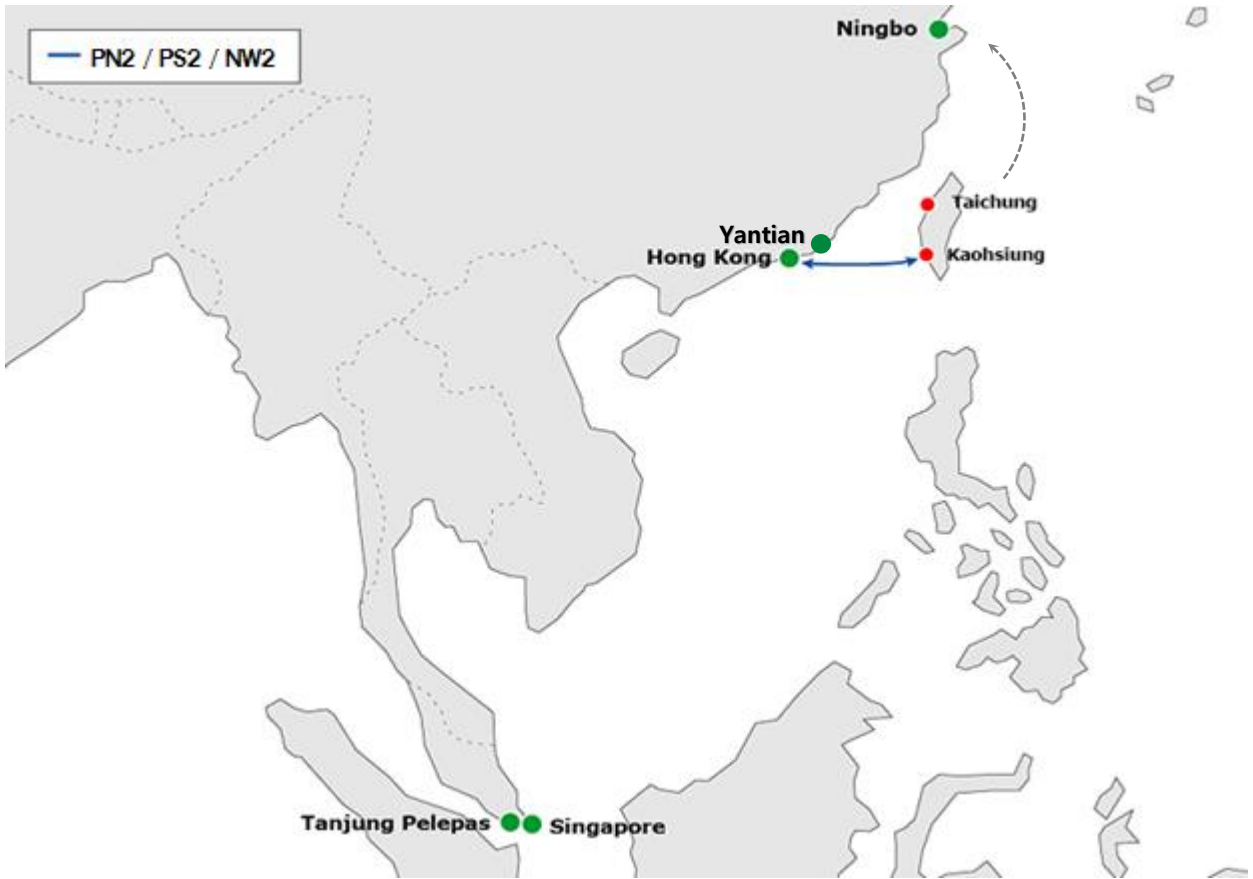


Port	Preferred Transshipment Hub	Mode	Out Bound		In Bound	
			ETD	T/T	ETA	T/T
Tokyo	Busan	JF1	Sun	4	Sat	2
		Feeder	Mon	3	-	-
		Feeder	-	-	Thu	4
Yokohama	Ningbo	JSX	Tue	10	Tue	10
		JF1	Sun	4	Sun	3
		Feeder	Mon	3	-	-
Nagoya	Hong Kong	Feeder	-	-	Thu	4
		JSX	Tue	10	Mon	9
		JF1	Mon	3	Mon	4
Kobe	Singapore	Feeder	Tue	2	-	-
		Feeder	-	-	Sat	6
		JSX	Thu	8	Thu	12
*Out ports	Busan	JF1	Wed	1	Tue	5
		Feeder	Mon	7	-	-
		Feeder	-	-	Sat	6
		JSX	Fri	7	Fri	13
		Feeder	-	*2	-	*2

\*Out ports mean all Japan ports except main ports(TYO,YOK,NGO,UKB).  
Out ports T/T is average value.



# Taiwan



Port	Preferred Transhipment Hub	Mode	Out Bound		In Bound	
			ETD	T/T	ETA	T/T
Kaohsiung	Hong Kong	PS2/PN2/NW2			Mon/Tue	2
	Ningbo	Feeder	Fri	1	-	-
Taichung	Yantian	Feeder	Tue	2	-	-
	Ningbo	Feeder	Mon	3	-	-

# Thailand



Out Bound    In Bound

Port	*Preferred Transhipment Hub	Mode	ETD	T/T	ETA	T/T
Bangkok		Feeder	TUE	2	THU	
Laem Chabang	Singapore	Feeder	TUE	3	FRI	

# Vietnam



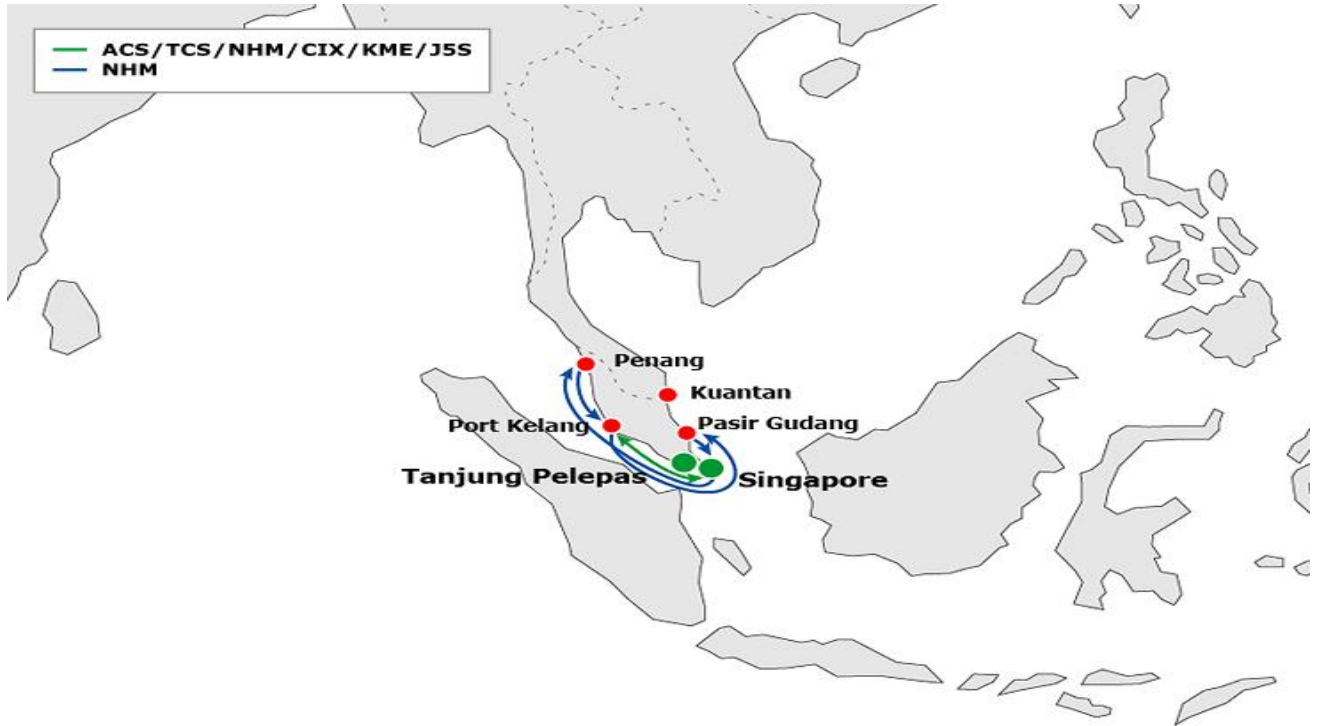
Out Bound

In Bound

Port	Preferred Transshipment Hub	Mode	Out Bound		In Bound	
			ETD	T/T	ETA	T/T
Ho Chi Minh	Yantian Tanjung Pelepas Singapore	SIN - VF1	SAT	2	FRI	2
		TPP - VF1		3		3
Haiphong		SIN - VF1	WED	5	TUE	7
		TPP - VF1		6		7
Danang		YTN - VF2	THU	2	TUE	3
		YTN - VF2	TUE	4	MON	9
Qui Nhon		SIN - VF1	THU	4	THU	8
		TPP - VF1		5		9

Note: All dates and times subject to change. Call your local sales office or customer service center to verify most current information.

# Malaysia



Port	*Preferred Transshipment Hub	Mode	Out Bound		In Bound	
			ETD	T/T	ETA	T/T
Port Kelang	Tanjung Pelepas	SIN - ACS/NHM/TCS /CIX/'KME/'J5S	Wed/Thu/Sat Tue/-/-	1/4/0 1/-/-	Fri/Thu/Sun Tue/Wed/Thu	1/1/0 0/0/1
Penang		SIN - NHM	Sat	2	Fri	2
Pasir Gudang		SIN - NHM	MON	0	SUN	4
Kuantan		SIN - Feeder	-	-	Thu	1
		Singapore				



# Indonesia

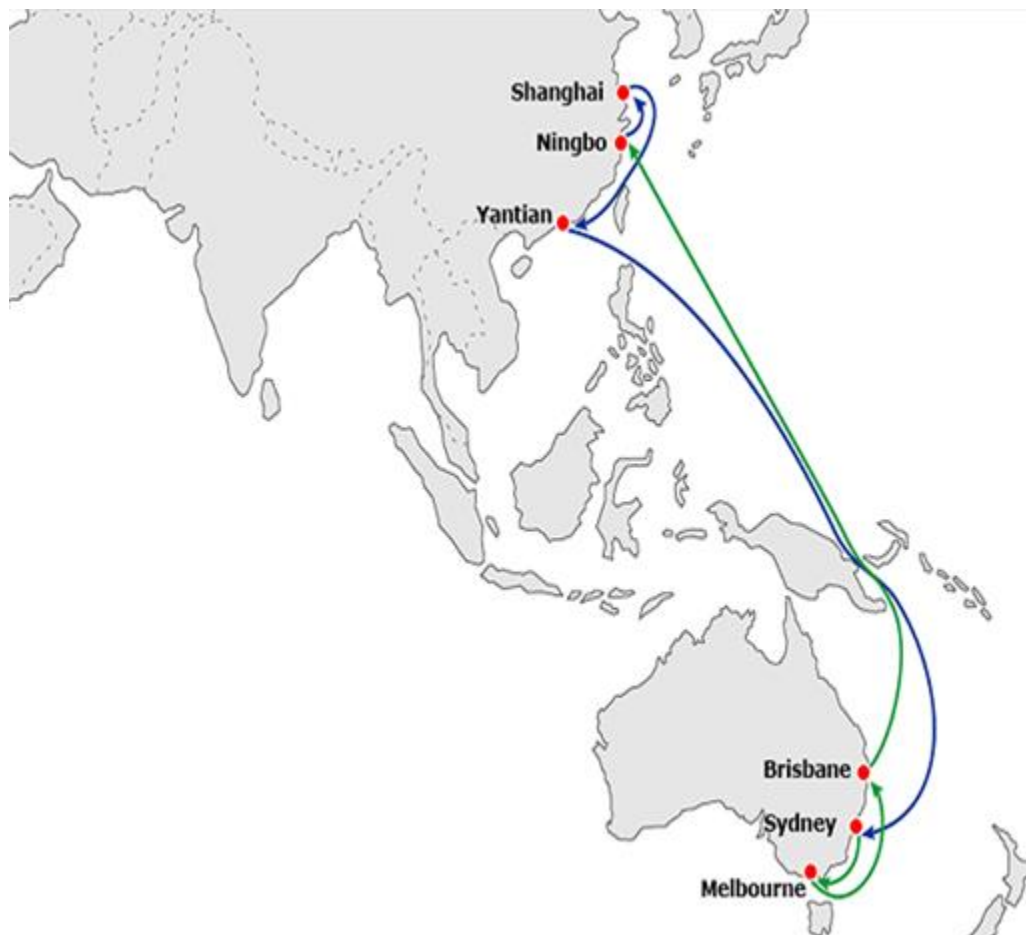


Out Bound

In Bound

Port	*Preferred Transshipment Hub	Mode	Out Bound		In Bound	
			ETD	T/T	ETA	T/T
Jakarta	Tanjung Pelepas	TPP - IA3/IA8 TPP/SIN - TJX	Thu/Mon SAT	2/3 2	- FRI	- 3
Surabaya		TPP - IA3 SIN - SB1/SB2	SUN Sun/Thu	1 2/2	- Sat/Wed	- 3/4
Semarang		TPP - Feeder SIN - SR1/SR2	Sun Sat/Thu	2 3/2	- Fri/Wed	- 2/3
Belawan		SIN - Feeder	Wed	2	Fri	2
		Singapore				

# Australia



In Bound

Port	*Preferred Transshipment Hub	Mode	ETA	T/T
Sydney		A1X	Mon	11
Melbourne	Yantian	A1X	Thu	14
Brisbane		A1X	Mon	18



**THANK  
YOU  
FOR YOUR  
INTEREST  
IN  
HYUNDAI MERCHANT  
MARINE**

[www.hmm21.com](http://www.hmm21.com)