

# ***WELCOME TO HMM***

## **Europe Service Presentation**

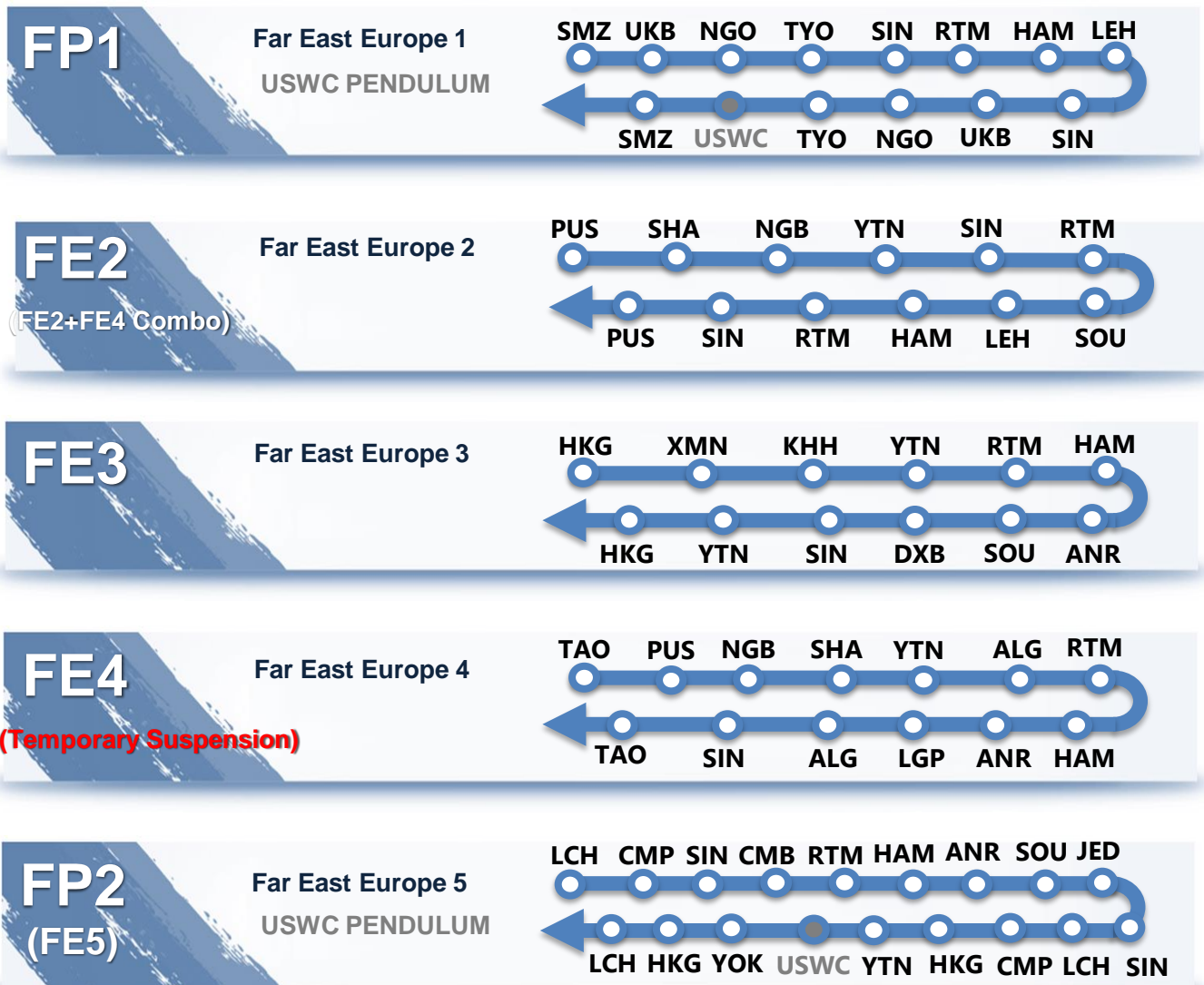


# Europe Services : Asia – North Europe

## Key Highlights

- ✓ 5 weekly services including 2 USWC pendulum loops with 68 vessels
- ✓ Covering 60 calls of Asia & North Europe ports
- ✓ Dedicated loops for Japan, South East Asia, Korea and China
- ✓ 12 environment-friendly ULCS (24,000 TEU class) deployment in FE4

## Port Rotation

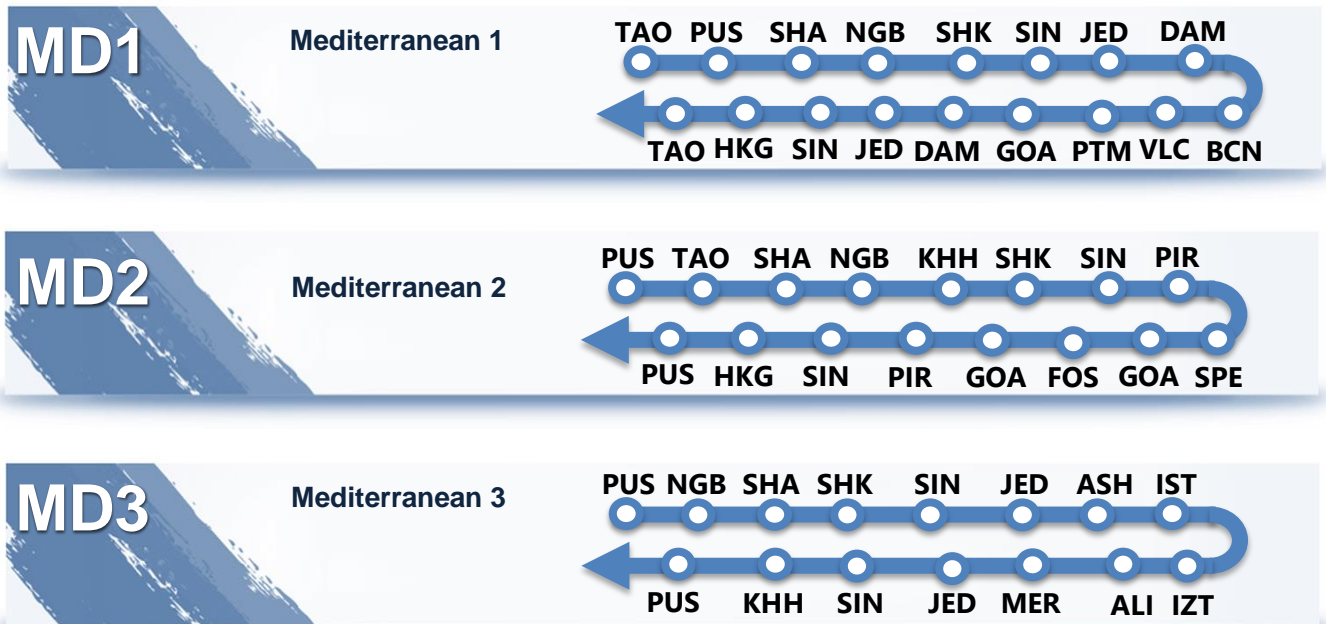


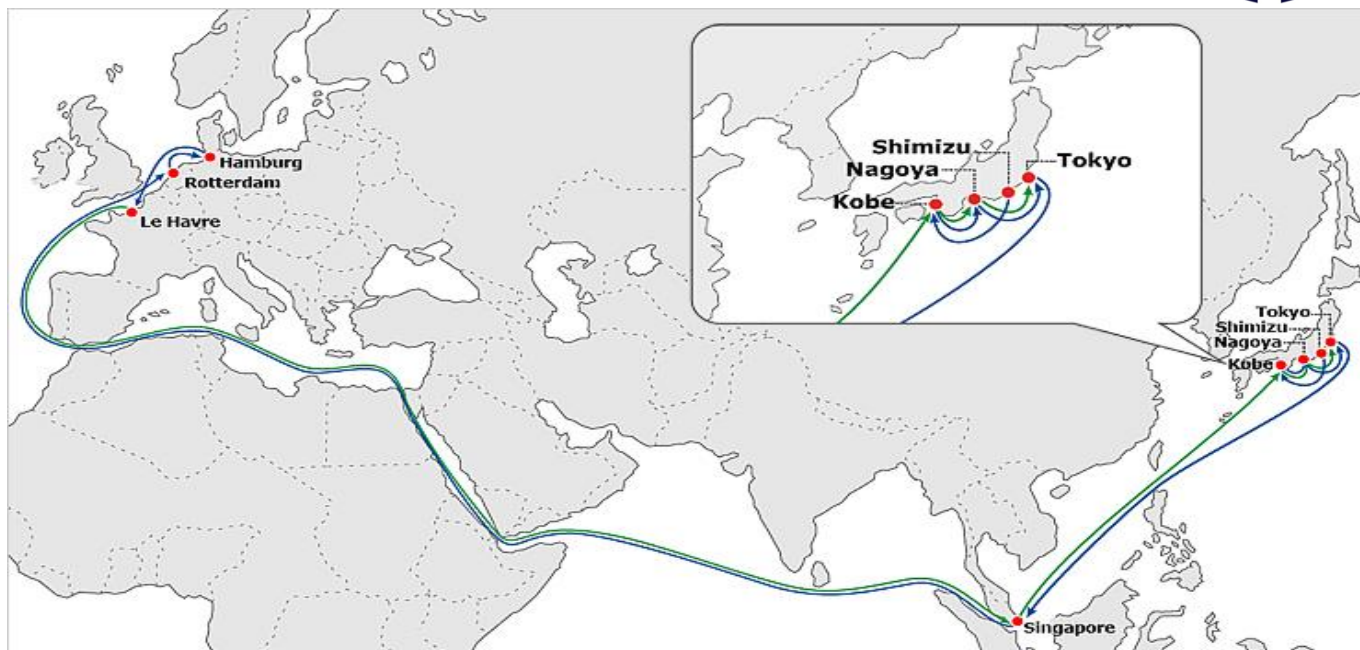
# Europe Services : Asia – Mediterranean

## Key Highlights

- ✓ 3 weekly loops with 32 vessels covering 45 calls of ports
- ✓ Two reliable weekly services Asia to West Mediterranean
- ✓ One dedicated East Mediterranean service to Turkey and Israel
- ✓ Offering excellent port coverages and competitive transit times

## Port Rotation





## Key Highlights

### West Bound

- Direct Japan service with only one stop-over port
- Express service into Rotterdam

### East Bound

- Direct Japan service with fast transit times
- Covering South East Asian destinations via Singapore transshipment

Transit Time (Days)

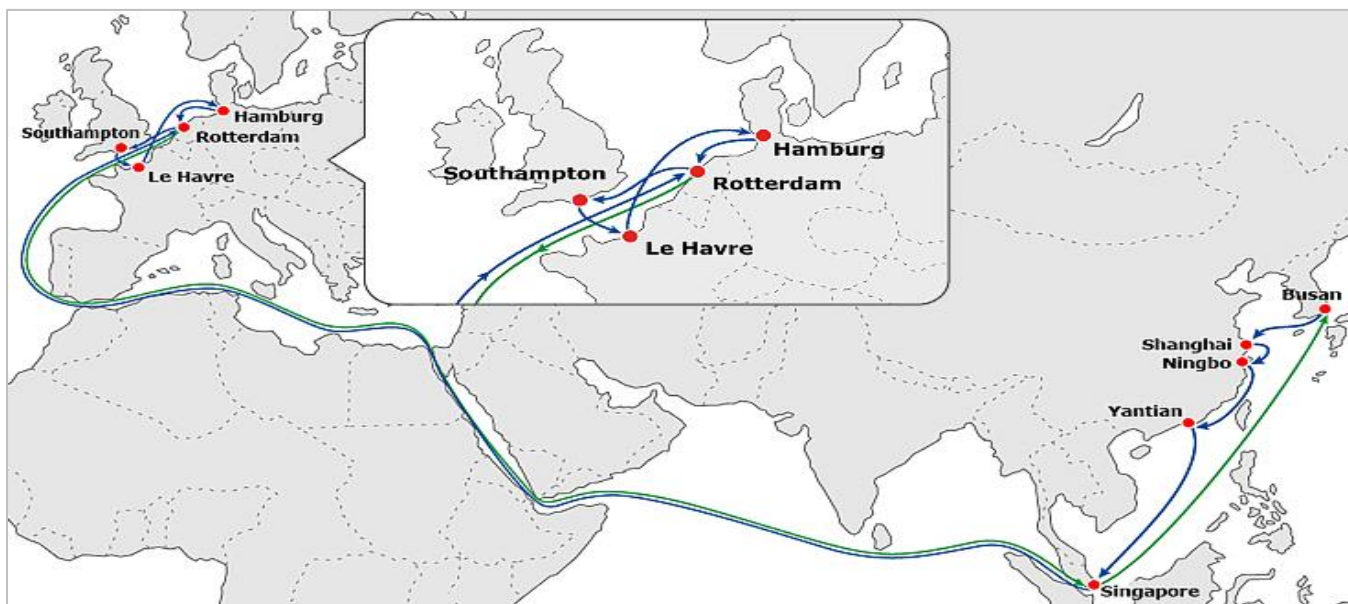
W/B	ETD	RTM	HAM	LEH
SMZ	TUE	33	36	39
UKB	THU	31	34	37
NGO	SAT	29	32	35
TYO	MON	27	30	33
SIN	MON	20	23	26

Transit Time (Days)

E/B	ETD	SIN	UKB	NGO	TYO
RTM	TUE	27	35	36	38
HAM	FRI	24	32	33	35
LEH	MON	21	29	30	32

## Port Information

PORT		TERMINAL	ARRIVAL	DEPARTURE
SHIMIZU	W/B	SHIMIZU CONTAINER TERMINAL	TUE	TUE
KOBE		KOBE INT'L CNTR TMNL CO., LTD.	WED	THU
NAGOYA		TOBISHIMA CONTAINER TERMINAL	FRI	SAT
TOKYO		OHI-4 TOKYO INTERNATIONAL CNTR TMNL CO.,LTD.	SUN	MON
SINGAPORE		PSA TERMINAL	SUN	MON
ROTTERDAM	E/B	ECT DELTA TERMINAL	SUN	TUE
HAMBURG		HHLA CONTAINER TERMINAL	WED	FRI
LE HAVRE		TERMINAL DE FRANCE	SAT	MON
SINGAPORE		PSA TERMINAL	MON	TUE
KOBE		KOBE INTERNATIONAL TERMINAL	TUE	WED
NAGOYA		TOBISHIMA CONTAINER TERMINAL	WED	FRI
TOKYO		OHI NO. 7 TERMINAL	FRI	SUN



## Key Highlights

### West Bound

- FE2+FE4 Combo service
- Wide port coverage of Asia including N.China & Korea

### East Bound

- Express service from Rotterdam to Busan
- Covering South East Asia destinations via Singapore transshipment

Transit Time (Days)

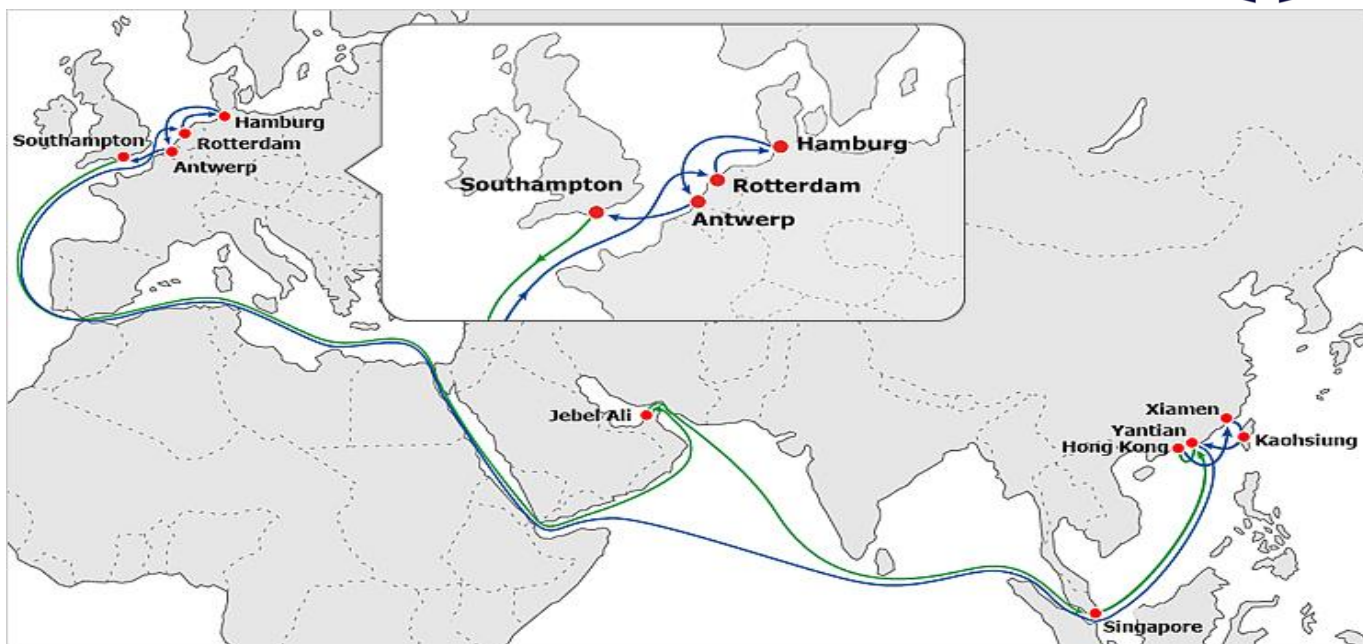
W/B	ETD	RTM	SOU	LEH	HAM
PUS	TUE	38	44	48	50
SHA	SAT	34	40	44	46
NGB	TUE	31	37	41	43
YTN	SAT	27	33	37	39
SIN	THU	22	28	32	34

Transit Time (Days)

E/B	ETD	SIN	PUS	SHA	NGB	YTN
SOU	SAT	34	43	46	51	55
LEH	TUE	31	40	43	48	52
HAM	SUN	26	35	38	43	47
RTM	WED	23	32	35	40	44

## Port Information

PORT		TERMINAL	ARRIVAL	DEPARTURE
BUSAN	W/B	PUSAN NEWPORT (PNC)	SUN	TUE
SHANGHAI		YANGSHAN PHASE 4 (SHANGDONG)	WED	SAT
NINGBO		CHINA MERCHANT INTERNATIONAL TERMINAL	MON	TUE
YANTIAN		YANTIAN INT'L CONTAINER TERMINAL LTD.	FRI	SAT
SINGAPORE		PSA TERMINAL	WED	THU
ROTTERDAM		ROTTERDAM WORLD GATEWAY	FRI	TUE
SOUTHAMPTON	E/B	SOUTHAMPTON CONTAINER TERMINAL	THU	SAT
LE HAVRE		TERMINAL DE FRANCE	MON	TUE
HAMBURG		CTB CONTAINER TERMINAL BURCHARDKAI	WED	SUN
ROTTERDAM		ECT DELTA TERMINAL	MON	WED
SINGAPORE		PSA TERMINAL	FRI	SUN
BUSAN		PUSAN NEWPORT (PNC)	SUN	TUE



### Key Highlights

#### West Bound

- Direct Service from KHH to North Europe
- Dedicated South China service

#### East Bound

- Wide port coverage of North Europe to Asia
- Jebel Ali call added

Transit Time (Days)

W/B	ETD	RTM	HAM	ANR	SOU
HKG	MON	31	35	38	41
XMN	WED	29	33	36	39
KHH	FRI	27	31	34	37
YTN	SUN	25	29	32	35

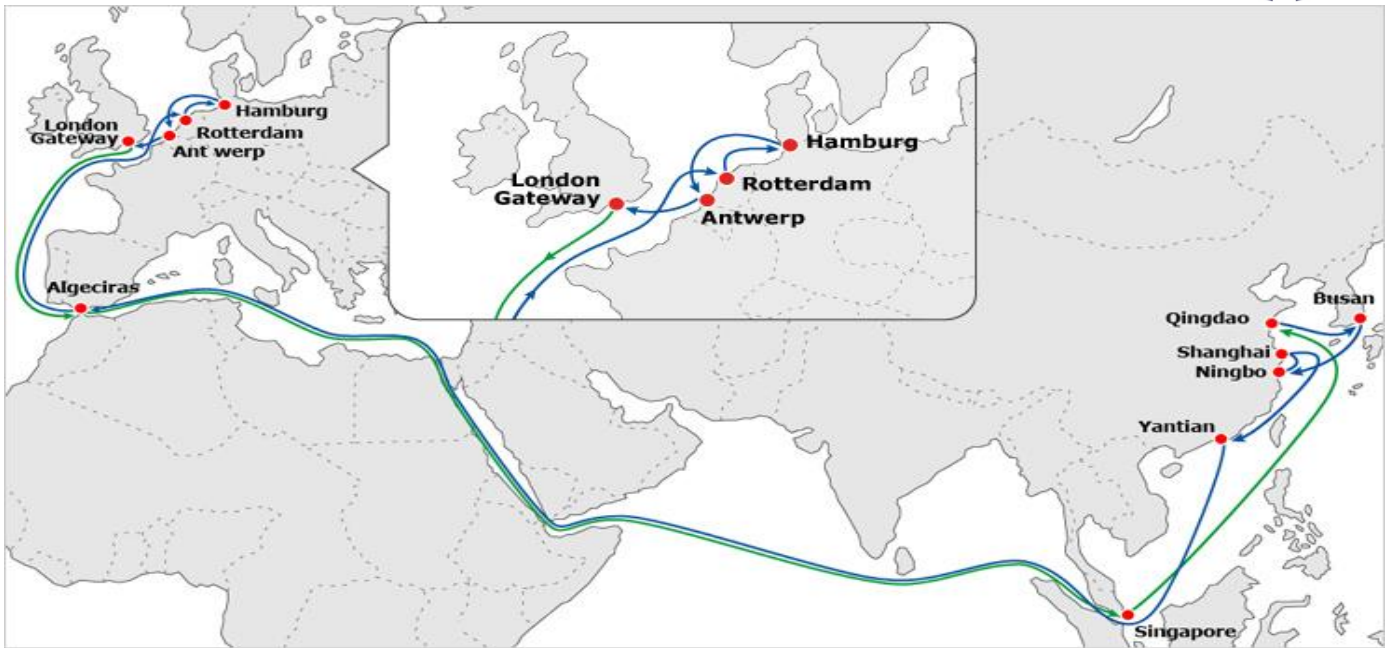
Transit Time (Days)

E/B	ETD	DXB	SIN	YTN	HKG	XMN	KHH
RTM	SUN	24	35	40	41	44	46
HAM	WED	21	32	37	38	41	43
ANR	SAT	18	29	34	35	38	40
SOU	MON	16	27	32	33	36	38

### Port Information

PORT		TERMINAL	ARRIVAL	DEPARTURE
HONGKONG	W/B	HONGKONG - MODERN TERMINAL LTD	SAT	MON
XIAMEN		XIAMEN INTERNATIONAL CONTAINER TERMINAL	TUE	WED
KAOHSIUNG		KAO MING CONTAINER TERMINAL (KMCT)	THU	FRI
YANTIAN		YANTIAN INTERNATIONAL CONTAINER TERMINALS LTD	SAT	SUN
ROTTERDAM	E/B	ROTTERDAM WORLD GATEWAY	THU	SUN
HAMBURG		CTB CONTAINER TERMINAL BURCHARDKAI	MON	WED
ANTWERP		NOORDZEE TERMINAL - QUAY 913	THU	SAT
SOUTHAMPTON		SOUTHAMPTON CONTAINER TERMINAL	SUN	MON
JEBEL ALI		JEBEL ALI CONTAINER TERMINAL	WED	FRI
SINGAPORE		PSA TERMINAL	SUN	TUE
YANTIAN		YANTIAN INT'L CONTAINER TERMINAL LTD.	FRI	SAT
HONGKONG		HONGKONG - MODERN TERMINAL LTD	SAT	MON

# FE4 (Temporary Suspension)



## Key Highlights

### West Bound

- Express service from China main ports to North Europe
- Algeciras call is to begin from the latter half of Y 2020

### East Bound

- Optimal service from Antwerp to Pusan and China
- Covering South East Asia destinations via Singapore transshipment

Transit Time (Days)

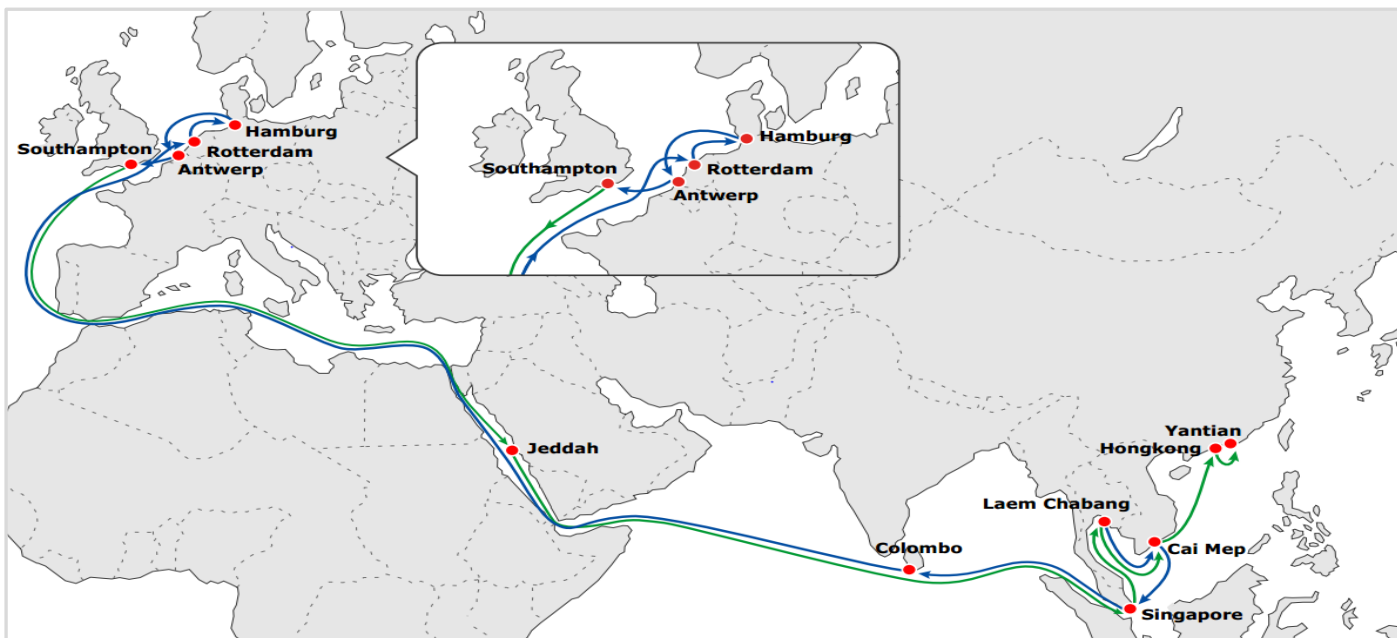
W/B	ETD	ALG	RTM	HAM	ANR	LGP
TAO	SAT	33	37	42	46	49
PUS	TUE	30	34	39	43	46
NGB	FRI	27	31	36	40	43
SHA	SUN	25	29	34	38	41
YTN	THU	21	25	30	34	37

Transit Time (Days)

E/B	ETD	SIN	TAO	PUS	NGB	SHA	YTN
RTM	FRI	34	41	44	47	49	53
HAM	TUE	30	37	40	43	45	49
ANR	FRI	27	34	37	40	42	46
LGP	SUN	25	32	35	38	40	44
ALG	FRI	20	27	30	33	35	39

## Port Information

PORT	TERMINAL	ARRIVAL	DEPARTURE
QINGDAO	QINGDAO QIANWAN CONTAINER TERMINAL	THU	SAT
BUSAN	PUSAN NEWPORT (PNC)	SUN	TUE
NINGBO	CHINA MERCHANT INTERNATIONAL TERMINAL	WED	FRI
SHANGHAI	YANGSHAN PHASE 4 (SHANGDONG)	FRI	SUN
YANTIAN	YANTIAN INT'L CONTAINER TERMINAL LTD.	TUE	THU
ALGECIRAS	TOTAL TERMINAL INTERNATIONAL ALGECIRAS	THU	FRI
ROTTERDAM	ROTTERDAM WORLD GATEWAY	MON	FRI
HAMBURG	CTB CONTAINER TERMINAL BURCHARDKAI	SAT	TUE
ANTWERP	NOORDZEE TERMINAL - QUAY 913	WED	FRI
LONDON GATEWAY	LONDON GATEWAY PORT	SAT	SUN
ALGECIRAS	TOTAL TERMINAL INTERNATIONAL ALGECIRAS	THU	FRI
SINGAPORE	PSA TERMINAL	THU	FRI
QINGDAO	QINGDAO QIANWAN CONTAINER TERMINAL	THU	SAT



## Key Highlights

### West Bound

- Direct Service from LCH/CMP to North Europe
- Connection from ISC via Colombo transshipment

### East Bound

- Optimal service from Antwerp & Southampton to S.E Asia
- Hong Kong and Yantian call added

Transit Time (Days)

W/B	ETD	RTM	HAM	ANR	SOU
LCH	SUN	30	32	35	38
CMP	THU	26	28	31	34
SIN	SUN	23	25	28	31
CMB	FRI	18	20	23	26

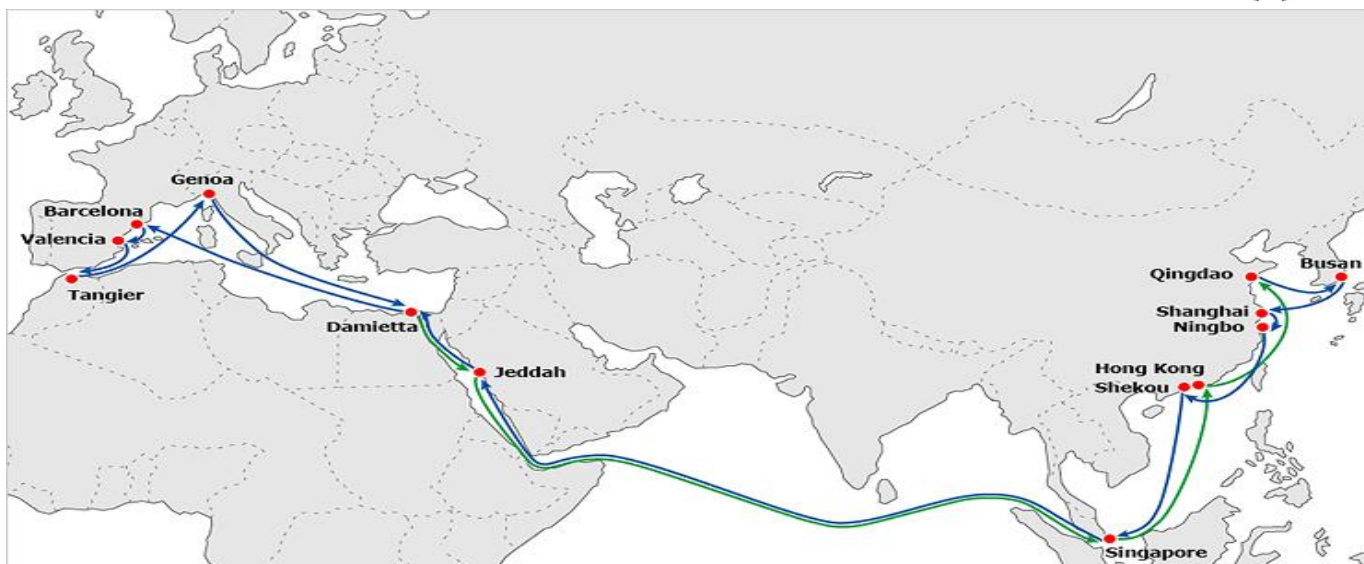
Transit Time (Days)

E/B	ETD	JED	SIN	LCH	CMP	HKG	YTN
RTM	WED	19	33	37	41	44	46
HAM	SAT	16	30	34	38	41	43
ANR	TUE	13	27	31	35	38	40
SOU	THU	11	25	29	33	36	38

## Port Information

PORT		TERMINAL	ARRIVAL	DEPARTURE
LAEM CHABANG	W/B	HUTCHISON LAEM CHABANG TERMINAL (HLT)	FRI	SUN
CAI MEP		TAN CANG CAI MEP INTERNATIONAL TERMINAL	TUE	THU
SINGAPORE		PSA TERMINAL	SAT	SUN
COLOMBO		COLOMBO INTERNATIONAL CONTAINER TERMINALS (CICT)	THU	FRI
ROTTERDAM	E/B	ECT DELTA TERMINALS	TUE	WED
HAMBURG		HHLA CONTAINER TERMINAL ALTENWERDER GMBH	THU	SAT
ANTWERP		NOORDZEE TERMINAL - QUAY 913	SUN	TUE
SOUTHAMPTON		SOUTHAMPTON CONTAINER TERMINAL	WED	THU
JEDDAH		DP WORLD MIDDLE EAST	MON	WED
SINGAPORE		PSA TERMINAL	MON	TUE
LAEM CHABANG		HUTCHISON LEAMCHABANG TERMINAL LTD	FRI	SUN
CAI MEP		TAN CANG CAI MEP INTERNATIONAL TERMINAL	TUE	WED
HONGKONG		HONGKONG - MODERN TERMINAL LTD	FRI	SUN
YANTIAN		YANTIAN INT'L CONTAINER TERMINAL LTD	SUN	TUE





## Key Highlights

### West Bound

- Express service to Spain
- Direct call from Chinese main ports

### East Bound

- Optimal service from Italy & Spain to Middle East
- Various Asian coverage including S.E Asia, China and Korea

Transit Time (Days)

W/B	ETD	DAM	BCN	VLC	PTM	GOA
TAO	TUE	31	36	39	43	46
PUS	FRI	28	33	36	40	43
SHA	MON	25	30	33	37	40
NBO	WED	23	28	31	34	38
SHK	SAT	20	25	28	32	35
SIN	THU	15	20	23	27	30
JED	WED	02	07	10	14	17

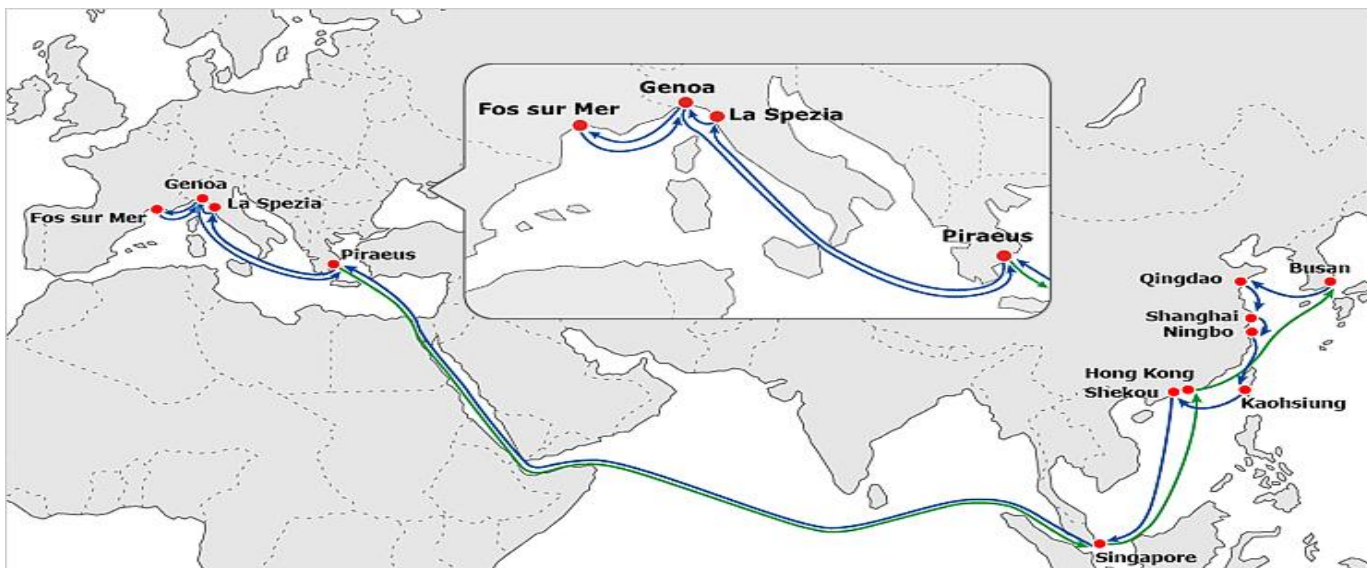
Transit Time (Days)

E/B	ETD	JED	SIN	HKG	TAO	PUS	SHA	NBO	SHK
BCN	SAT	16	28	33	37	39	42	45	48
VLC	MON	14	26	31	35	38	40	43	46
PTM	THU	11	23	28	32	34	37	40	43
GOA	SUN	08	20	25	29	32	34	37	40
DAM	FRI	03	15	20	24	27	29	32	35

## Port Information

PORT	TERMINAL	ARRIVAL	DEPARTURE
QINGDAO	QINGDAO QIANWAN CONTAINER TERMINAL	MON	TUE
BUSAN	PUSAN NEWPORT (PNC)	WED	FRI
SHANGHAI	YANGSHAN PHASE 4 (SHANGDONG)	SAT	MON
NINGBO	BEILUN SECOND CNTR TERMINAL (Phase 3)	TUE	WED
SHEKOU	MAWAN CONTAINER TERMINAL	FRI	SAT
SINGAPORE	PSA TERMINAL	WED	THU
JEDDAH	DP WORLD MIDDLE EAST	TUE	WED
DAMIETTA	DAMIETTA CONTAINER AND CARGO HANDLING CO.	FRI	SUN
BARCELONA	APM TERMINALS BARCELONA	WED	SAT
VALENCIA	APM TERMINALS VALENCIA	SAT	MON
TANGIER MED	EUROGATE TERMINAL TANGER	WED	THU
GENOA	SECH TERMINAL	SAT	SUN
DAMIETTA	DAMIETTA CONTAINER AND CARGO HANDLING CO.	THU	FRI
JEDDAH	DP WORLD MIDDLE EAST	MON	TUE
SINGAPORE	PSA TERMINAL	SAT	MON
HONGKONG	HONGKONG - MODERN TERMINAL LTD	THU	FRI
QINGDAO	QINGDAO QIANWAN CONTAINER TERMINAL	MON	TUE

Note



### Key Highlights

#### West Bound

- Wide coverage in F.E.Asia including N.China & Korea

#### East Bound

- Optimal service from Fos, Genoa to F.E.Asia

Transit Time (Days)

W/B	ETD	PIR	SPE	GOA	FOS
PUS	MON	31	34	36	40
TAO	THU	28	31	33	37
SHA	SUN	26	29	31	35
NBO	TUE	25	28	30	34
KHH	THU	22	25	27	31
SHK	SUN	20	23	25	29
SIN	FRI	15	18	20	24

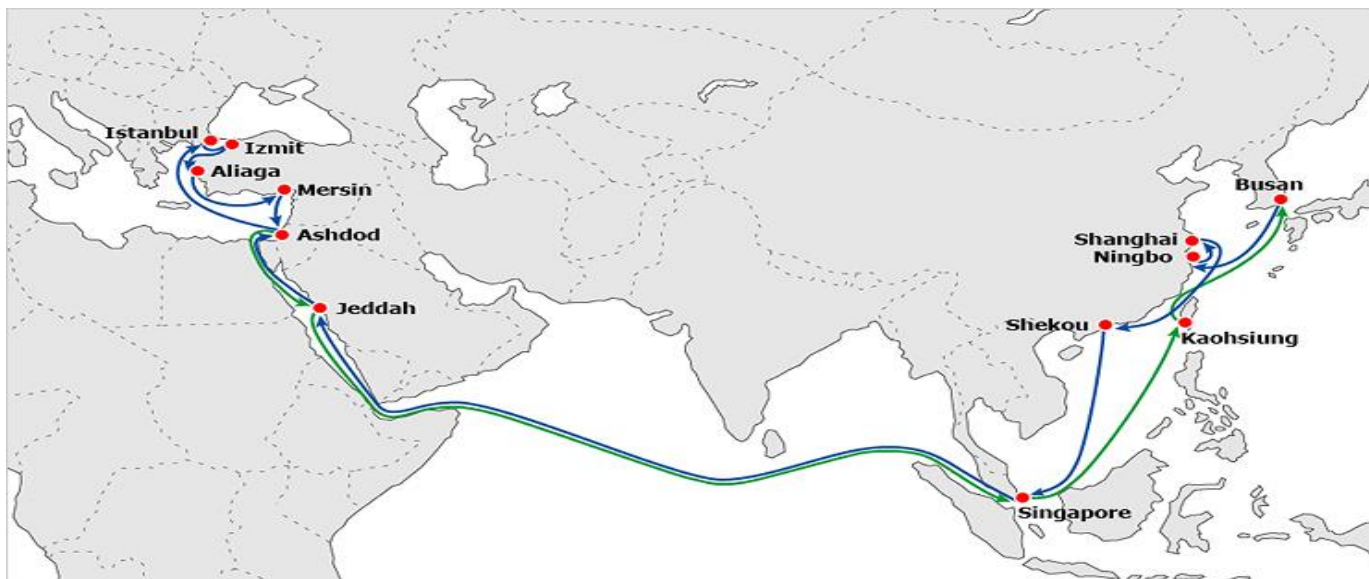
Transit Time (Days)

E/B	ETD	SIN	HKG	PUS	TAO	SHA	NBO	KHH	SHK
SPE	TUE	31	36	40	43	45	47	49	51
GOA	FRI	28	33	37	40	42	44	46	48
FOS	MON	25	30	34	37	39	41	43	45
GOA	WED	23	28	32	35	37	39	41	43
PIR	SUN	19	24	28	31	33	35	37	39

### Port Information

PORT		TERMINAL	ARRIVAL	DEPARTURE
BUSAN	W/B	PUSAN NEWPORT (PNC)	SUN	MON
QINGDAO		QINGDAO QIANWAN CONTAINER TERMINAL	WED	THU
SHANGHAI		YANGSHAN PHASE 4 (SHANGDONG)	FRI	SAT
NINGBO		BEILUN SECOND CNTR TERMINAL (Phase 3)	SUN	SUN
KAOHSIUNG		KAO MING CONTAINER TERMINAL CORP	TUE	WED
SHEKOU		MAWAN CONTAINER TERMINAL	THU	FRI
SINGAPORE		PSA TERMINAL	TUE	WED
PIRAEUS	E/B	PIRAEUS CONTAINER TERMINAL S.A.	THU	FRI
LA SPEZIA		LA SPEZIA CONTAINER TERMINAL S.P.A.(EUROGATE)	SUN	TUE
GENOA		VOLTRI CONTAINER TERMINAL	TUE	FRI
FOS SUR MER		TERMINAL EUROFOS	SAT	MON
GENOA		VOLTRI CONTAINER TERMINAL	TUE	WED
PIRAEUS		PIRAEUS CONTAINER TERMINAL S.A.	SAT	SUN
SINGAPORE		PSA TERMINAL	FRI	SAT
HONGKONG		HONGKONG - MODERN TERMINAL LTD	WED	THU
BUSAN		PUSAN NEWPORT INTERNATIONAL TERMINAL	SUN	MON

Note



## Key Highlights

### West Bound

- Dedicated Turkey / East Mediterranean Service

### East Bound

- Optimal service from Turkey to M.East & F.E.Asia

Transit Time (Days)

W/B	ETD	ASH	IST	IZT	ALI	MER
PUS	SAT	28	32	35	37	42
NBO	TUE	25	29	32	34	39
SHA	THU	23	27	30	32	37
SHK	SUN	20	24	27	29	34
SIN	FRI	15	19	22	24	29
JED	WED	03	07	10	12	17

Transit Time (Days)

E/B	ETD	JED	SIN	KHH	PUS	NBO	SHA	SHK
ASH	MON	17	30	36	39	41	43	47
IST	SAT	12	25	31	34	36	38	42
IZT	MON	10	23	29	32	34	36	40
ALI	WED	08	21	27	30	32	34	38
MER	SUN	04	17	23	26	28	30	34

## Port Information

PORT		TERMINAL	ARRIVAL	DEPARTURE
BUSAN	W/B	PUSAN NEWPORT (PNC)	FRI	SAT
NINGBO		BEILUN SECOND CNTR TERMINAL (Phase 3)	SUN	TUE
SHANGHAI		YANGSHAN PHASE 4 (SHANGDONG)	TUE	THU
SHEKOU		MAWAN CONTAINER TERMINAL	SAT	SUN
SINGAPORE		PSA TERMINAL	THU	FRI
JEDDAH		DP WORLD MIDDLE EAST	TUE	WED
ASHDOD	E/B	ASHDOD PORT COMPANY LTD.	SAT	MON
ISTANBUL		KUMPORT	WED	SAT
IZMIT		EVYAPPOR	SAT	MON
ALIAGA		TCEEGE Konteyner Terminal Isletmeleri A.S	MON	WED
MERSIN		MERSIN INTERNATIONAL PORT, TURKEY	SAT	SUN
JEDDAH		DP WORLD MIDDLE EAST	THU	SAT
SINGAPORE		PSA TERMINAL	WED	THU
KAOHSIUNG		KAO MING CONTAINER TERMINAL CORP	TUE	TUE
BUSAN		HYUNDAI PUSAN NEWPORT	FRI	SAT

# Transit Time Summary Asia-N.EU W/B



## West Bound

FM/TO	SVC	RTM	SOU	HAM	ANR	LEH	ALG	LGP
SMZ	FP1	33		36		39		
UKB	FP1	31		34		37		
NGO	FP1	29		32		35		
TYO	FP1	27		30		33		
PUS	FE2	38	44	50		48		
	FE4	34		39	43		30	46
KHH	FE3	27	37	31	34			
TAO	FE4	37		42	46		33	49
SHA	FE2	34	40	46		44		
	FE4	29		34	38		25	41
NGB	FE2	31	37	43		41		
	FE4	31		36	40		27	43
YTN	FE2	27	33	39		37		
	FE3	25	35	29	32			
	FE4	25		30	34		21	37
HKG	FE3	31	41	35	38			
XMN	FE3	29	39	33	36			
LCH	FP2	30	38	32	35			
CMP	FE5	26	34	28	31			
SIN	FP1	20		23		26		
	FE2	32	28	34		32		
	FP2	23	31	25	28			
CMB	FP2	18	26	20	23			

Note: All dates and times subject to change. Call your local sales office or customer service center to verify most current information.

# Transit Time Summary Asia-N.EU E/B



## East Bound

FM /TO	SVC	JED	DXB	SIN	PKG	PUS	KHH	YTN	HKG	XMN	SHA	NGB	TAO	CMP	LCH	UKB	NGO	TYO
RTM	FP1			27												35	36	38
	FE2			23		32		44			35	40						
	FE3		24	35			46	40	41	44								
	FE4			34		44		53			49	47	41					
	FP2	19		33				46	44					41	37			
HAM	FP1			24												32	33	35
	FE2			26		35		47			38	43						
	FE3		21	32			43	37	38	41								
	FE4			30		40		49			45	43	37					
	FP2	16		30				43	41					38	34			
SOU	FE2			34		43		55			46	51						
	FE3		16	27			38	32	33	36								
	FP2	11		25				38	36					33	29			
LEH	FP1			21												29	30	32
	FE2			31		40		52			43	48						
ANR	FE3		16	27			38	32	33	36								
	FE4			27		37		46			42	40	34					
	FP2	13		27				40	38					35	31			
ALG	FE4			20		30		39			35	33	27					
LGP	FE4			25		35		44			40	38	32					

Note: All dates and times subject to change. Call your local sales office or customer service center to verify most current information.

# Transit Time Summary MED W/B & E/B



## West Bound

FM /TO	SV	DAM	BCN	VLC	GOA	SPE	FOS	PTM	PIR	ASH	IST	IZT	ALI	MER
TAO	MD1	31	36	39	46			43						
	MD2				33	31	37		28					
PUS	MD1	28	33	36	43			40						
	MD2				36	34	40		31					
	MD3									28	32	35	37	42
SHA	MD1	25	30	33	40			37						
	MD2				31	29	35		26					
	MD3									23	27	30	32	37
NGB	MD1	23	28	31	38			34						
	MD2				30	28	34		25					
	MD3									25	29	32	34	39
SHK	MD1	20	25	28	35			32						
	MD2				25	23	29		20					
	MD3									20	24	27	29	34
SIN	MD1	15	20	23	26	30		27						
	MD2				20	18	24		15					
	MD3									15	19	22	24	29
KHH	MD2				27	25	31		22					
JED	MD1	2	7	10	17			14						
	MD3									3	7	10	12	17

Note: All dates and times subject to change. Call your local sales office or customer service center to verify most current information.

# Transit Time Summary MED W/B & E/B



## East Bound

FM /TO	SV	JED	SIN	HKG	TAO	PUS	YSA	NBO	SHK	KHH
DAM	MD1	3	15	20	24	27	29	32	35	
BCN	MD1	16	28	33	37	39	42	45	48	
VLC	MD1	14	26	31	35	38	40	43	46	
PTM	MD1	11	23	28	32	34	37	40	43	
GOA	MD1	8	20	25	29	32	34	37	40	
	MD2		23	28	35	32	37	39	43	37
SPE	MD2		31	36	43	40	45	47	51	49
FOS	MD2		25	30	37	34	39	41	45	43
PIR	MD2		19	24	31	28	33	35	39	37
ASH	MD3	17	30			39	43	41	47	36
IST	MD3	12	25			34	38	36	42	31
IZT	MD3	10	23			32	36	34	40	29
ALI	MD3	8	21			30	34	32	38	27
MER	MD3	4	17			26	30	28	34	23



**THANK  
YOU  
FOR YOUR  
INTEREST  
IN  
HMM**

[www.hmm21.com](http://www.hmm21.com)